

# CHAITANYA BHARATHI INSTITUTE OF TECHNOLOGY

(An Autonomous Institute | Affiliated to Osmania University)

Accredited by NBA & NAAC (A++)

Kokapet Village, Gandipet Mandal, Hyderabad -500075, Telanagana.

E-mail: [principal@cbit.ac.in](mailto:principal@cbit.ac.in), Website: [www.cbit.ac.in](http://www.cbit.ac.in)

Phone No. : 040-24193276 / 277 / 279



**CHAITANYA BHARATHI  
INSTITUTE OF TECHNOLOGY (A)**

Kokapet ( Village), Gandipet, Hyderabad, Telangana-500075. www.cbit.ac.in



COMMITTED TO  
RESEARCH,  
INNOVATION AND  
EDUCATION

**42**  
years

## Scheme of Instruction and Syllabi

of

**III and IV SEMESTERS**

of

**FOUR YEAR DEGREE COURSE**

in

**B.E. - COMPUTER SCIENCE AND ENGINEERING  
(IOT & CYBER SECURITY INCLUDING BLOCKCHAIN TECHNOLOGY)**  
(AICTE Model Curriculum with effect from AY 2021-22)

**R-20 Regulation**



**CHAITANYA BHARATHI INSTITUTE OF TECHNOLOGY**

(An Autonomous Institution)

Affiliated to Osmania University

Kokapet Village, Gandipet Mandal, Hyderabad - 500075. Telangana

E-Mail: principal@cbit.ac.in; Website: www.cbit.ac.in; Phone Nos.: 040-24193276 / 277 / 279

*Kama Devi*

Professor and Head Department  
Department of Computer Science & Engineering  
Chaitanya Bharathi Institute of Technology (A)  
Gandipet, Hyderabad-500 075.(T.S.)



**CHAITANYA BHARATHI INSTITUTE OF TECHNOLOGY(A)**  
**SCHEME OF INSTRUCTION AND EXAMINATION**  
**Model Curriculum(R-20) 2021-22**

**B.E. (CSE - IOT & Cyber Security including Blockchain Technology)**

**SEMESTER -III**

S. No	Course Code	Title of the Course	Scheme of Instruction			Scheme of Examination			Credits
			Hours per Week			Duration of SEE in Hours	Maximum Marks		
			L	T	P/D		CIE	SEE	
<b>THEORY</b>									
1	20EEC01	Basic Electrical Engineering	3	-	-	3	40	60	3
2	20ECC35	Basic Electronics	3	-	-	3	40	60	3
3	20CSC08	Data Structures	3	-	-	3	40	60	3
4	20CSC09	Discrete Mathematics	3	1	-	3	40	60	4
5	20CSC10	Digital Logic Design	3	-	-	3	40	60	3
6	20CIC01	Fundamentals of Cyber Security and Tools	2	-	-	3	40	60	2
<b>PRACTICAL</b>									
7	20EEC02	Basic Electrical Engineering Lab	-	-	2	3	50	50	1
8	20CSC11	Data Structures Lab	-	-	4	3	50	50	2
9	20CIC02	Fundamentals of Cyber Security and Tools Lab	-	-	2	3	50	50	1
10	20CII01	MOOCs / Training / Internship	0	0	4	-	-	-	2
11	20ACT	Activity Points	-	-	-	-	-	-	-
		<b>TOTAL</b>	<b>17</b>	<b>1</b>	<b>12</b>	<b>-</b>	<b>390</b>	<b>510</b>	<b>24</b>

L: Lecture  
CIE - Continuous Internal Evaluation

T: Tutorial

D: Drawing

P: Practical

SEE - Semester End Examination

*Kanadev*  
 Professor and Head Department  
 Department of Computer Science & Engineering  
 Chaitanya Bharathi Institute of Technology (A)  
 Gandipet, Hyderabad-500 075.(T.S.)

**20EEEC01****BASIC ELECTRICAL ENGINEERING**

Instruction	3 Hours per week
Duration of End Examination	3 Hours
Semester End Examination	60 Marks
Continuous Internal Evaluation	40 Marks
Credits	3

**Course Objectives:** The objectives of this course are

1. To understand the behaviour of different circuit elements R, L & C, and the basic concepts of electrical AC circuit analysis.
2. To understand the basic principle of operation of AC and DC machines.
3. To know about different types of electrical wires and cables, domestic and industrial wiring, safety rules and methods of earthing

**Course Outcomes:** On Successful completion of the course, students will be able to

1. Understand the concepts of Kirchoff's laws and to apply them in superposition, Thevenin's and Norton's theorems to get the solution of simple dc circuits
2. Obtain the steady state response of RLC circuits with AC input and to acquire the basics, relationship between voltage and current in three phase circuits.
3. Understand the principle of operation, the emf and torque equations and classification of AC and DC machines
4. Explain various tests and speed control methods to determine the characteristic of DC and AC machines.
5. Acquire the knowledge of electrical wiring, types of wires, cables used and Electrical safety precautions to be followed in electrical installations.
6. Recognize importance of earthing, methods of earthing and various low-tension switchgear used in electrical installations

**Mapping of Course Outcomes with Program Outcomes and Program Specific Outcomes:**

CO \ PO/PSO	PO 1	PO 2	PO 3	PO 4	PO 5	PO 6	PO 7	PO 8	PO 9	PO 10	PO 11	PO 12	PSO 1	PSO 2	PSO 3
CO 1	3	3	2	3	3	-	3	-	1	2	2	3	-	1	1
CO 2	3	3	2	3	2	-	3	-	1	2	2	3	-	1	1
CO 3	3	3	2	1	3	-	2	-	1	2	2	3	-	1	1
CO 4	2	3	-	1	3	-	2	-	1	2	1	3	-	1	1
CO 5	2	-	-	1	1	2	2	1	1	1	2	3	-	1	1
CO 6	2	-	-	1	3	1	2	1	1	1	2	3	-	1	1

**UNIT-I**

**DC Circuits:** Electrical circuit elements (R, L and C), voltage and current sources, Kirchoff current and voltage laws, analysis of simple circuits with dc excitation, Superposition, Thevenin and Norton Theorems, Time-domain analysis of first-order RL and RC circuits.

**UNIT-II**

**AC Circuits:** Representation of sinusoidal waveforms, peak and rms values, phasor representation, real power, reactive power, apparent power, power factor, Analysis of single-phase ac circuits consisting of R, L, C, RL, RC. Three phase balanced circuits, voltage and current relations in star and delta connections.

**UNIT-III**

**Transformers:** Construction, Working principle, EMF Equation, Ideal and Practical transformer, Equivalent circuit of Transformer, OC and SC tests on a transformer, Efficiency and Regulation

**UNIT-IV**

**DC and AC Machines:** DC Generators: Construction, Principle of operation, EMF equation, Classification, Characteristics of shunt, series and compound generators.

DC Motors: Classification, Torque equation, Characteristics, Efficiency, Speed Control of Series and Shunt Motors.

**Three - Phase Induction Motors:** Principle of operation, Applications.

**UNIT-V**

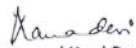
**Electrical Installations:** Electrical Wiring: Types of wires and cables, Electrical Safety precautions in handling electrical appliances, electric shock, first aid for electric shock, safety rules. Components of LT Switchgear: Switch Fuse Unit (SFU), MCB, ELCB, Earthing (Elementary Treatment only), Elementary calculations for energy consumption.

**Textbook:**

1. L. S. Bobrow, Fundamentals of Electrical Engineering, Oxford University Press, 2011.
2. E. Hughes, Electrical and Electronics Technology, Pearson, 2010.

**Suggested Reading:**

1. D. P. Kothari & I. J. Nagrath, –Basic Electrical Engineering Tata McGraw Hill, 2010.
2. V. D. Toro, –Electrical Engineering Fundamentals Prentice Hall India, 1989.
3. D.C. Kulshreshtha, –Basic Electrical Engineering McGraw Hill, 2009
4. P.V.Prasad, S.sivanagaraju, R.Prasad, “Basic Electrical and Electronics Engineering” Cengage Learning, 1st Edition, 2013.

  
Professor and Head Department  
Department of Computer Science & Engineering  
Chaitanya Charathi Institute of Technology (A)  
Gandipet, Hyderabad-500 075.(T.S.)

**20ECC35****BASIC ELECTRONICS**

(CSE with IoT &amp; Cyber Security including BCT Programs)

Instruction	3 Hours per week
Duration of End Examination	3 Hours
Semester End Examination	60 Marks
Continuous Internal Evaluation	40 Marks
Credits	3

**Prerequisite:** Concepts of Semiconductor Physics and Applied Physics.**Course Objectives:**

This course aims to:

1. Describe semiconductor devices principle and to understand the characteristics of Junction Diode.
2. Understand the concept of amplification and able to examine the BJT in more detail.
3. Understand the concept of digital electronics.
4. Understand working principle of incoherent light sources (LEDs), junction devices, operation of CRO
5. Understand the working principle of the transducers and aware the students about the advances in Instrumentation.

**Course Outcomes:**

Upon completion of this course, students will be able to:

1. Interpret the usage of semiconductor devices in making circuits like rectifiers, filters, regulators etc
2. Design and Analyse the characteristics of electronic circuits and systems
3. Make use of various types of small and large signal amplifiers for electronic control systems.
4. Model a prototype module using the operational amplifier for real time applications.
5. Evaluate the performance of various semiconductor devices

**Mapping of Course Outcomes with Program Outcomes and Program Specific Outcomes:**

PO/ PSO	PO 1	PO 2	PO 3	PO 4	PO 5	PO 6	PO 7	PO 8	PO 9	PO 10	PO 11	PO 12	PSO 1	PSO 2	PSO 3
CO 1	3	3	2	1	1	1	1	1	1	1	1	2	1	2	-
CO 2	2	2	2	2	1	1	1	1	1	1	1	2	1	1	-
CO 3	2	2	1	2	1	1	1	1	1	1	1	2	-	1	-
CO 4	2	3	2	3	1	2	1	1	1	1	1	2	1	1	2
CO 5	3	2	2	2	2	2	1	1	1	1	1	2	1	1	1

**UNIT-I:**

**Semiconductor Theory:** Energy levels, Intrinsic and Extrinsic Semiconductor, Mobility, Diffusion and Drift current, Hall effect, Law of mass action, Characteristics of P-N Junction diode, current equation, Parameters and Applications.

**Rectifiers:** Half wave and Full wave Rectifiers Bridge and center tapped with and without filters, Ripple factor, regulation and efficiency.

**UNIT-II:**

**Transistors:** Bipolar and field effect transistors with their h-parameter equivalent circuits, Basic Amplifiers classification and their circuits (Qualitative treatment only).

**Regulators and Inverters:** Zener Diode, Breakdown mechanisms, Characteristics, Effect of Temperature, Application as voltage regulator.

**UNIT-III:**

**Feedback Amplifiers:** Properties of Negative Feedback Amplifier, Types of Negative Feedback, Effect of negative feedback on Input impedance and Output impedance, Applications (Qualitative treatment only).

**Oscillators:** principle of oscillations, LC Type-Hartley, Colpitts and RC Type- Phase shift, Wien Bridge and Crystal Oscillator (Qualitative treatment only).

**UNIT-IV:**

**Operational Amplifiers:** Basic Principle, Ideal and practical Characteristics and Applications-Summer, Integrator, Differentiator, Instrumentation Amplifier.

**Amplifiers:** Operation of Class A, Class B, Class AB and Class C power amplifiers

**UNIT-V:**

**Data Acquisition systems:** Study of transducers-LVDT, Strain gauge. Photo Electric Devices and Industrial Devices: Photo diode, Photo Transistor, LED, LCD, SCR, UJT Construction and Characteristics and their applications only.


**Display Systems:** Constructional details of C.R.O and Applications.

**Text Books:**

1. Robert L. Boylestad, Louis Nashelsky, "Electronic Devices and Circuits Theory", Pearson Education, 9<sup>TH</sup> edition, LPE, Reprinted, 2006.
2. Morris Mano, "Digital Design", Pearson Education, Asia 2002.

**Suggested Readings:**

1. Jacob Millman and C., Halkias, "Electronic Devices", McGraw Hill, Eight Edition, Reprinted, 1985.
2. Ramakanth A. Gayakwad, "Op-Amps and Linear Integrated Circuits", Prentice Hall of India, 3<sup>rd</sup> edition, 1985.
3. W. D. Cooper, A. Helfric, "Electronic Instrumentation and Measurement Techniques", PHI, 4<sup>th</sup> edition.

  
Professor and Head Department  
Department of Computer Science & Engineering  
Chaitanya Charathi Institute of Technology (A)  
Gandipet, Hyderabad-500 075, (T.S.)

**20CSC08****DATA STRUCTURES**

Instruction	3 Hours per week
Duration of End Examination	3 Hours
Semester End Examination	60 Marks
Continuous Internal Evaluation	40 Marks
Credits	3

**Pre-requisites:** Basic knowledge of programming language such as C, C++, Java, Python is preferred (but not mandatory) and some mathematical maturity also will be expected.

**Course Objectives:** The objectives of this course are

1. Basic linear and non-linear data structures.
2. Analyzing the performance of operations on data structures.
3. Different balanced binary trees, which provides efficient implementation for data structures.

**Course Outcomes:** On Successful completion of this course, student will be able to

1. Understand the basic concepts of data structures and sorting techniques.
2. Analyze the performance of algorithms.
3. Distinguish between linear and non-linear data structures.
4. Apply linear and non-linear data structures.
5. Identify the significance of balanced search trees, graphs and hashing.
6. Establish a suitable data structure for real world applications.

**Mapping of Course Outcomes with Program Outcomes and Program Specific Outcomes:**

PO/PSO CO	PO 1	PO 2	PO 3	PO 4	PO 5	PO 6	PO 7	PO 8	PO 9	PO 10	PO 11	PO 12	PSO 1	PSO 2	PSO 3
CO 1	2	1	1	1	-	-	-	-	-	-	-	1	2	1	1
CO 2	2	3	2	2	-	-	-	-	-	-	-	1	2	1	1
CO 3	2	1	2	-	-	-	-	-	-	-	-	-	2	1	1
CO 4	1	2	2	2	-	-	-	-	1	-	-	1	2	1	1
CO 5	2	2	1	1	-	-	-	-	-	-	-	1	2	1	1
CO 6	2	3	3	-	-	-	-	-	1	-	-	1	2	1	1

**UNIT - I**

**Introduction:** Data Types, Data structures, Types of Data Structures, Operations, ADTs, Algorithms, Comparison of Algorithms, Complexity, Time-space trade off, Asymptotic Notations. **Recursion:** Introduction, format of recursive functions, recursion Vs. Iteration, examples. **Sorting:** Quick sort, Merge Sort, Selection Sort, Radix sort, Comparison of Sorting Algorithms.

**UNIT - II**

**Linked Lists:** Introduction, Linked lists, Representation of linked list, operations on linked list, Comparison of Linked Lists with Arrays and Dynamic Arrays, Types of Linked Lists and operations-Circular Single Linked List, Double Linked List, Circular Double Linked List, Skip List-Definition and uses.

**UNIT- III**

**Stacks and Queues:** Introduction to stacks, applications of stacks, implementation of stack. Introduction to queues, applications of queues and implementations, Double Ended Queues, Priority Queues and applications.

**UNIT - IV**

**Trees:** Definitions and Concepts, properties of Binary Trees, types of binary trees, Representation of binary tree, Tree Traversal. **Binary Search Trees:** Representation and operations. Tries- Definition and uses. **Heap Tree:** Definition, Representation, Heap Sort. **Balanced Search Trees:** AVL Trees



**UNIT - V**

**Graphs:** Introduction, Applications of graphs, Graph representations, graph traversals,

**Hashing:** Introduction, Hashing Functions-Modulo, Middle of Square, Folding, Collision Techniques-Linear Probing, Quadratic Probing, Double Hashing, Separate Chaining.

**String Algorithms:** Introduction, String Matching Algorithm, Brute Force Method, Rabin-Karp String Matching Algorithm

**Text Books:**


1. Narasimha karumanchi, "Data Structures and Algorithms Made Easy", Career Monk Publications, 2020
2. S. Sahni and Susan Anderson-Freed, "Fundamentals of Data structures in C", E.Horowitz, Universities Press, 2nd Edition.
3. ReemaThareja,"Data Structures using C", Oxford University Press.
4. Michael T. Goodrich, Roberto Tamassia, Michael H. Goldwasser, "Data Structure and Algorithms in Python", Wiley, 2013.

**Suggested Reading:**

1. D.S.Kushwaha and A.K.Misra, "Data structures A Programming Approach with C", PHI.
2. Seymour Lipschutz, "Data Structures with C", Schaums Outlines, Kindle Edition
3. Kenneth A. Lambert, " Fundamentals of Python: Data Structures", Cengage Learning, 2018
4. D. Samantha, "Classic Data Structures", Prentice Hall India, 2nd Edition, 2013

**Online Resources:**

1. [https://www.tutorialspoint.com/data\\_structures\\_algorithms/index.htm](https://www.tutorialspoint.com/data_structures_algorithms/index.htm)
2. <https://www.edx.org/course/foundations-of-data-structures>
3. <https://sites.google.com/site/merasemester/data-structures/data-structures-#DS>
4. <https://www.cs.usfca.edu/~galles/visualization/Algorithms>
5. <https://www.coursera.org/specializations/data-structures-algorithms>

  
Professor and Head Department  
Department of Computer Science & Engineering  
Chaitanya Charathi Institute of Technology (A)  
Gandipet, Hyderabad-500 075.(T.S.)

**20CSC09****DISCRETE MATHEMATICS**

Instruction	3L+1T Hours per week
Duration of End Examination	3 Hours
Semester End Examination	60 Marks
Continuous Internal Evaluation	40 Marks
Credits	4

**Course Objectives:** The objectives of this course are

1. To introduce Propositional and Predicate Logic.
2. To introduce various proof techniques for validation of arguments.
3. To develop an understanding of counting, functions and relations.
4. Familiarize with fundamental notions and applicability of graph theory and algebraic systems.

**Course Outcomes:** On Successful completion of the course, students will be able to

1. Describe rules of inference for Propositional and Predicate logic.
2. Demonstrate use of Set Theory, Venn Diagrams, relations, and functions in Real-world scenarios.
3. Model solutions using Generating Functions and Recurrence Relations.
4. Determine the properties of graphs and trees to solve problems arising in computer science applications.
5. Distinguish between groups, semi groups and monoids in algebraic systems.
6. Formulate solutions to a variety of real world problems.

**Mapping of Course Outcomes with Program Outcomes and Program Specific Outcomes:**

PO/ PSO CO	PO 1	PO 2	PO 3	PO 4	PO 5	PO 6	PO 7	PO 8	PO 9	PO 10	PO 11	PO 12	PSO 1	PSO 2	PSO 3
CO 1	3	2	-	-	-	-	-	-	-	-	-	-	2	1	-
CO 2	3	2	-	-	-	-	-	-	-	-	-	-	1	1	-
CO 3	3	2	-	-	-	-	-	-	-	-	-	-	2	-	-
CO 4	3	2	-	-	-	-	-	-	-	-	-	-	2	1	-
CO 5	2	1	-	-	-	-	-	-	-	-	-	-	2	-	-
CO 6	3	2	-	-	-	-	-	-	-	-	-	1	2	1	1

**UNIT-I**

**Introduction to Propositional Calculus:** Basic Connectives and Truth tables, Logical Equivalence: Laws of Logic, Logical Implication; Rules of Inference.

**Predicates:** The Use of Quantifiers, Quantifiers, Definitions and the Proofs of Theorems.

**UNIT-II**

**Sets:** Sets and Subsets, Operations on sets and the Laws of Set Theory, Counting and Venn Diagrams.

**Relations and Functions:** Cartesian Products and Relations. Partial ordering relations, POSET, Hassediagrams, Lattices as Partially Ordered Sets, Equivalence relations. Pigeon hole principle. **Functions:** Types of Functions, Composition of functions and Inverse of functions.

**UNIT-III**

**Fundamental Principles of counting:** The Rules of Sum and Product, permutations, Combinations, Binomial Theorem. **Generating Functions:** Generating Functions, Calculating Coefficient of generating functions.

**Recurrence Relations:** The First Order Linear Recurrence Relation, Second Order Linear. Homogeneous Recurrence relations with constant coefficients, Non Homogeneous Recurrence relations.

**UNIT-IV**

**Introduction to Graphs:** Graphs and their basic properties- degree, path, cycle, Sub graphs, Complements and Graph Isomorphism, Euler trails and circuits, Hamiltonian paths and cycles, planar graphs, Euler formula, Graph Coloring and Chromatic polynomial, Matching, Applications.

**Trees:** Definitions, Properties, Rooted Trees, Spanning Trees, Minimum Spanning trees: The Algorithms of Kruskal and Prims.

**UNIT-V**

**Algebraic Structures:** Algebraic Systems, Examples and General Properties, Semi groups and Monoids. Groups: Definitions and Examples, Subgroups, Homomorphisms and cyclic groups.

**Text Books:**


1. Ralph P. Grimaldi, "Discrete and Combinatorial Mathematics", An Applied Introduction, 4 th edition, Pearson Education, 2003.
2. J.P. Tremblay, R.Manohar, "Discrete Mathematical Structures with Applications to Computer Science", TATA McGraw-Hill Edition, 1995.
3. Kenneth H. Rosen, "Discrete Mathematics and its Applications", 8th edition, Tata McGraw-Hill, 2005

**Suggested Reading:**

1. R.K.Bisht, H.S.Dhami, "Discrete Mathematics", Oxford University Press, Published in 2015.
2. Joe L.Mott, Abraham Kandel, Theodore P. Baker, "Discrete Mathematics for Computer Scientists & Mathematicians", 8<sup>th</sup>Edition, PHI, 1986.
3. David D.Railey, Kenny A. Hunt, "Computational Thinking for the Modern Problem Solving", CRC Press, 2014.

**Online Resources:**

1. <https://nptel.ac.in/courses/111107058/>
2. <https://nptel-discrete-mathematics-5217>

  
Professor and Head Department  
Department of Computer Science & Engineering  
Chaitanya Charathi Institute of Technology (A)  
Gandipet, Hyderabad-500 075.(T.S.)

**20CSC10****DIGITAL LOGIC DESIGN**

Instruction	3 Hours per week
Duration of End Examination	3 Hours
Semester End Examination	60 Marks
Continuous Internal Evaluation	40 Marks
Credits	3

**Course Objectives:** The objectives of this course are

1. To understand the basic building blocks of digital hardware and various minimisation techniques.
2. To analyse and design the Combinational and Sequential circuits.
3. To design the circuits using verilog HDL.

**Course Outcomes:** On Successful completion of this course, student will be able to

1. Demonstrate the number system conversions and simplify Boolean functions.
2. Recall basic theorems and properties of Boolean algebra to represent logical functions in canonical and standard forms.
3. Analyze and simplify Boolean expressions using karnaugh-maps and tabulation method.
4. Analyze and Design various combinational circuits and Sequential circuits used in Computer Hardware.
5. Understand the designs of Combinational and Sequential circuits using Verilog HDL.
6. Develop different applications by configuring registers, counters and memories.

**Mapping of Course Outcomes with Program Outcomes and Program Specific Outcomes:**

PO/ PSO CO	PO 1	PO 2	PO 3	PO 4	PO 5	PO 6	PO 7	PO 8	PO 9	PO 10	PO 11	PO 12	PSO 1	PSO 2	PSO 3
CO 1	2	-	-	-	-	-	-	-	-	-	-	2	-	-	-
CO 2	2	1	-	-	-	-	-	-	-	-	-	1	-	-	-
CO 3	2	2	-	1	1	-	-	-	-	1	-	1	1	-	2
CO 4	3	3	3	2	2	-	1	1	1	1	1	2	2	2	2
CO 5	2	2	2	2	2	2	1	1	1	1	1	2	2	2	2
CO 6	2	2	2	2	2	2	2	2	2	2	2	2	2	2	2

**UNIT - I**

**Digital Systems and Binary Numbers:** Digital systems, Binary numbers, Number base conversions, Octal and Hexadecimal numbers, Complements of Numbers, Binary codes. **Boolean Algebra and logic Gates:** Binary logic, Basic Definitions, Axiomatic Definition of Boolean Algebra, Basic Theorems and Properties of Boolean Algebra, Boolean Functions, Canonical and Standard Forms, Other Logic Operations, Digital Logic Gates, Integrated Circuits.

**UNIT - II**

**Minimization of Switching Functions:** Introduction, the map method, minimal functions and their properties, the tabulation procedure, the prime implicant chart. **NAND and NOR Gates:** NAND Circuits, Two-level Implementation, Multilevel NAND Circuits, NOR Circuits. **Exclusive OR Gates:** Odd Function, Parity Generation and Checking.

**UNIT - III**

**Combinational Logic Design:** Combinational Circuits. **Analysis Procedure:** Derivation of Boolean Functions, Derivation of the Truth Table, Logic Simulation. **Design Procedure:** Decoders, Encoders, Multiplexers - Designing Combinational Circuits using Multiplexers, Binary Adders, Adder-Subtractor, Binary Multiplier, HDL Representations – Verilog.

**UNIT - IV**

**Sequential Circuits:** Sequential circuit definitions, Latches, Flip Flops, Sequential circuit analysis, Sequential circuit design, Design with D Flip Flops, Designing with JK Flip-Flops, HDL representation for sequential circuits - Verilog.

**UNIT - V**


**Registers:** Registers, Shift registers. **Counters:** Ripple Counters, Synchronous Binary counters, Other Counters. **Memory and Programmable Logic:** Introduction, Random-Access Memory, Memory Decoding, Error Detection and Correction, Read-Only Memory, Programmable Logic Array (PLA), Programmable Array Logic (PAL).

**Text Books:**

1. Morris Mano M. and Michael D.Ciletti, "Digital Design, With an Introduction to Verilog HDL", Pearson 5th edition, 2013.
2. ZVI Kohavi, "Switching and Finite Automata Theory", Tata McGraw Hill 2 edition, 1995.

**Suggested Reading:**

1. Ronald J Tocci, Neal Widmer, Greg Moss, "Digital Systems: Principles and Applications", Pearson 11th Edition, 2011.
2. Stephen Brown, Zvonko Vranesic, "Fundamentals of Digital Logic with VHDL design, McGraw Hill 2nd Edition, 2009.

  
Professor and Head Department  
Department of Computer Science & Engineering  
Chaitanya Charathi Institute of Technology (A)  
Gandipet, Hyderabad-500 075.(T.S.)

**20CIC01****FUNDAMENTALS OF CYBER SECURITY AND TOOLS**

Instruction	2 Hours per week
Duration of End Examination	3 Hours
Semester End Examination	60 Marks
CIE	40 Marks
Credits	2

**Pre-requisites:** Basic Computer Knowledge

**Course Objectives:** The objectives of this course are

1. To Identify and present indicators that a cybercrime has occurred and understand methods and tools used in cybercrimes.
2. To collect, Process, Analyze and Present Computer Forensics Evidence.
3. To understand the legal perspectives and Organizational implications of Cyber Security

**Course Outcomes:** On Successful completion of this course, student will be able to

1. Discuss different types of cybercrimes and analyze legal frameworks to deal with these cybercrimes.
2. Describe the usage of Tools in cybercrimes.
3. Recognize the importance of digital evidence in prosecution.
4. Analyze and resolve cyber security issues in various domains.
5. Analyze the commercial activities in the event of significant information security incidents in the Organization.
6. Understand the importance of Cyber Laws and their Legal perspective.

**Mapping of Course Outcomes with Program Outcomes and Program Specific Outcomes:**

CO \ PO/PSO	PO 1	PO 2	PO 3	PO 4	PO 5	PO 6	PO 7	PO 8	PO 9	PO 10	PO 11	PO 12	PSO 1	PSO 2	PSO 3
CO 1	3	2	1	2	1	3	1	1	1	-	-	2	2	1	-
CO 2	3	2	2	3	3	2	1	2	2	1	-	2	3	2	2
CO 3	2	2	1	3	3	3	1	2	3	2	1	2	3	3	2
CO 4	2	3	1	3	3	3	1	2	3	2	2	3	3	3	2
CO 5	2	3	2	3	3	2	1	2	3	2	2	3	3	3	2
CO 6	1	1	1	2	1	2	2	2	1	2	-	2	1	-	2

**UNIT - I**

**Introduction to Cyber Crime:** Cyber Crime - Definition and Origins of the Word, Cyber crime and Information Security, Layered approach architecture for Cyber Security, Classification of Cyber Crimes.

**Cyber Offenses:** Introduction, How Criminals plan the Attacks, Social Engineering, Cyber stalking, Cyber cafe and Cybercrimes, Botnets: The Fuel for Cybercrime, Attack Vector.

**UNIT - II**

**Tools and Methods Used in Cybercrime:** Introduction, Foot Printing Tools, Proxy Servers and Anonymizers, Phishing, Password Cracking, Key loggers and Spywares, Malware Analysis: Virus and Worms, Trojan Horse, Backdoors and Ransomware, Steganography, DoS and DDoS attacks, SQL Injection, Buffer Overflow.

**UNIT - III**

**Understanding Cyber Forensics:** Introduction, Digital Forensics Science, Need for Computer Forensics, Cyber Forensics and Digital Evidence, Forensics Analysis of Email, Digital Forensics Life Cycle, Chain of Custody Concept, Network Forensics, Challenges in Computer Forensics.

**UNIT – IV**

**Security:** Windows Security at the heart of the defense, Attacks against the windows work station, the focus of UNIX/Linux Security, Web Browser Attacks and Operating Safely, E-Mail Security and Operating safely when using E-Mail, Introduction to Cloud Security, Web threats for Organizations, Social media marketing: Security Risks and Perils for Organizations, Social Computing and the associated challenges for Organizations.

**UNIT - V**

**Cyber Laws:** The Legal Perspectives, Need of Cyber laws: the Indian Context, The Indian IT Act, Amendments of Indian IT Act, Challenges to Indian Law and Cyber Crime Scenario in India, Digital Signatures and the Indian IT Act, Cyber Crime and Punishment, Cyber Law, Technology and Students: The Indian Scenario.

**Text Books:**


1. Sunit Belpre and Nina Godbole, “Cyber Security: Understanding Cyber Crimes, Computer Forensics And Legal Perspectives”, Wiley India Pvt.Ltd, 2011.
2. Dr. Eric cole, Dr. Ronald Krutz and James W. Conley, “ Network Security Bible”, Edition 2, Wiley India Pvt.Ltd, 2010.
3. Kevin Mandia, Chris Prosis, “Incident Response and computer forensics”, Tata McGraw Hill, 2006.

**Suggested Reading:**

1. Alfred Basta, Nadine Basta, Mary Brown, Ravinder Kumar, “Cyber Security and Cyber Laws”, Paperback – 2018.
2. Mark F Grady, Fransesco Parisi, “The Law and Economics of Cyber Security”, Cambridge university press, 2006.

**Online Resources:**

1. <https://www.coursera.org/learn/introduction-cybersecurity-cyber-attacks>
2. <https://www.coursera.org/specializations/intro-cyber-security>
3. <https://www.coursera.org/learn/foundations-cybersecurity>
4. [https://onlinecourses.swayam2.ac.in/ugc19\\_hs25/preview](https://onlinecourses.swayam2.ac.in/ugc19_hs25/preview)

  
Professor and Head Department  
Department of Computer Science & Engineering  
Chaitanya Charaithi Institute of Technology (A)  
Gandipet, Hyderabad-500 075.(T.S.)

**20EEEC02****BASIC ELECTRICAL ENGINEERING LAB**

Instruction	2 Hours per week
Duration of End Examination	3 Hours
Semester End Examination	50 Marks
Continuous Internal Evaluation	50 Marks
Credits	1

**Course Objectives:** The objectives of this course are

1. To acquire the knowledge of different types of electrical elements and to verify the basic electrical circuit laws and theorems.
2. To determine the parameters and power factor of a coil, calculate the time and frequency responses of RLC circuits and to familiarize with measurement of electric power & energy.
3. To determine the characteristics of Transformers, dc, ac machines and switchgear components

**Course Outcomes:** On Successful completion of the course, students will be able to

1. Get an exposure to common electrical components, their ratings and basic electrical measuring equipment.
2. Make electrical connections by wires of appropriate ratings and able to measure electric power and energy.
3. Comprehend the circuit analysis techniques using various circuit laws and theorems.
4. Determine the parameters of the given coil and calculate the time response of RL & RC series circuits.
5. Recognize the basic characteristics of transformer and components of switchgear.
6. Understand the basic characteristics of dc and ac machine by conducting different types of tests on them.

**Mapping of Course Outcomes with Program Outcomes and Program Specific Outcomes:**

CO \ PO/PSO	PO 1	PO 2	PO 3	PO 4	PO 5	PO 6	PO 7	PO 8	PO 9	PO 10	PO 11	PO 12	PSO 1	PSO 2	PSO 3
CO 1	2	2	1	1	-	-	1	1	2	1	-	1	-	1	1
CO 2	2	1	1	1	-	-	1	1	2	1	-	1	-	1	1
CO 3	3	3	2	1	-	-	1	-	2	1	-	1	-	1	1
CO 4	3	1	2	1	-	-	1	-	2	1	-	1	-	1	1
CO 5	3	3	2	3	-	-	1	-	2	1	-	1	-	1	1
CO 6	3	3	2	2	-	-	1	-	2	1	-	1	-	1	1

**List of Laboratory Experiments/Demonstrations:**

1. Demonstration of Measuring Instruments and Electrical Lab components.
2. Verification of KCL and KVL.
3. Time response of RL and RC series circuits.
4. Determination of parameters of a choke or coil by Wattmeter Method
5. Verification of Thevenin's and Norton's theorems
6. Turns ratio /voltage ratio verification of single phase Transformers
7. Open Circuit and Short Circuit tests on a given single phase Transformer
8. Observation of Excitation Phenomenon in Transformer
9. Measurement of three phase power in a balanced system using two Wattmeter method.
10. Measurement of 3-Ph Energy by an Energy Meter (Demonstration of Principle)
11. Load test on DC Shunt motor
12. Speed control of DC Shunt motor
13. Demonstration of Low Tension Switchgear Equipment/Components
14. Demonstration of cut - out section of Machines like DC Machine, Induction Machine etc.

**Note:** TEN experiments to be conducted from the above list.



**20CSC11****DATA STRUCTURES LAB**

Instruction	4 Hours per week
Duration of End Examination	3 Hours
Semester End Examination	50 Marks
Continuous Internal Evaluation	50 Marks
Credits	2

**Pre-requisites:** Any Programming Language

**Course Objectives:** The objectives of this course are

1. Understand basic concepts data structures and abstract data types.
2. Differentiate between linear and non-linear data structures.
3. Analyze various searching, sorting and hashing techniques.

**Course Outcomes:** On Successful completion of the course, students will be able to

1. Implement the abstract data type.
2. Implement linear data structures such as stacks, queues using array and linked list.
3. Implement non-linear data structures such as trees, graphs.
4. Analyze various sorting techniques.
5. Analyze various algorithms of linear and nonlinear data structures.
6. Design and develop real world problem using suitable data structures.

**Mapping of Course Outcomes with Program Outcomes and Program Specific Outcomes:**

PO/PSO CO	PO 1	PO 2	PO 3	PO 4	PO 5	PO 6	PO 7	PO 8	PO 9	PO 10	PO 11	PO 12	PSO 1	PSO 2	PSO 3
CO 1	2	1	1	1	-	-	-	-	-	-	-	-	1	1	-
CO 2	2	1	1	1	-	-	-	-	-	-	-	-	1	1	-
CO 3	2	1	1	1	-	-	-	-	-	-	-	-	1	1	-
CO 4	1	2	2	1	-	-	-	-	-	-	-	-	2	1	1
CO 5	1	2	2	1	-	-	-	-	-	-	-	-	2	1	1
CO 6	2	3	3	1	1	-	-	1	1	1	1	2	3	1	3

**List of Experiments**

1. Implementation of Quick Sort, Merge Sort, Selection Sort, Radix Sort.
2. Implementation of Insert, Delete and Search operations on Single Linked List.
3. Implementation of Insert, Delete and Search operations on doubly Linked List.
4. Implementation of skip list.
5. Implementation of Stack using array and linked list.
6. Converting of Infix Expression to Postfix.
7. Implement the algorithm for Evaluation of Postfix.
8. Implementation of Queue using array and linked list.
9. Implement application of queue.
10. Implementation of Binary Tree Traversals.
11. Implementation of Binary Search Tree.
12. Implementation of Heap Sort.
13. Implementation of Graph Traversal Techniques.
14. Implementation of Hashing.
15. Implementation of string matching algorithm.
16. **Case study-** Given a page of text from a textbook, break each sentences into words, remove whitespaces,


punctuations, special symbols from it. Convert all words into unique case (ie either lower or upper case). Perform the following task on those words- find the frequency of each word, find the top k words which are frequent and construct word cloud on those top k words. (Similar type of case studies can be given by the faculty)

**Text Books:**

1. Brian WKernighan, Dennis Ritchie, “C Programming Language”, PH PTR, 2<sup>nd</sup>Edition.
2. Richard M Reese, “Understanding and Using C Pointers”, O'Reily, 2013.
3. Narasimha karumanchi, “Data Structures and Algorithms Thinking with Python ”, Career Monk Publications, 2020

**Online Resources:**

1. <https://nptel.ac.in/courses/106102064/>
2. <https://www.udemy.com/algorithms-and-data-structures-in-python/>

  
Professor and Head Department  
Department of Computer Science & Engineering  
Chaitanya Charathi Institute of Technology (A)  
Gandipet, Hyderabad-500 075.(T.S.)

**20CIC02****FUNDAMENTALS OF CYBER SECURITY AND TOOLS LAB**

Instruction	2 Hours per week
Duration of End Examination	3 Hours
Semester End Examination	50 Marks
CIE	50 Marks
Credits	1

**Pre-requisites:** Basic Computer Knowledge

**Course Objectives:** The objectives of this course are

1. To understand the tools used in Cyber Crimes.
2. To understand the phases involved in planning Cyber Crimes.
3. To configure Defense Security System.

**Course Outcomes:** On Successful completion of this course, student will be able to

1. Use Foot Printing Tools for Information Gathering.
2. Scan and scrutinize the information gathered.
3. Understand the usage of Sniffer Tools.
4. Become familiar with Attack Launching Tools.
5. Configure the proactive defense system.

**Mapping of Course Outcomes with Program Outcomes and Program Specific Outcomes:**

PO/ PSO CO	PO 1	PO 2	PO 3	PO 4	PO 5	PO 6	PO 7	PO 8	PO 9	PO 10	PO 11	PO 12	PSO 1	PSO 2	PSO 3
<b>CO 1</b>	2	2	-	2	3	1	-	1	3	3	-	2	3	3	1
<b>CO 2</b>	2	3	1	3	3	1	-	1	2	2	1	2	3	3	1
<b>CO 3</b>	2	2	2	3	3	1	-	1	2	2	1	2	3	3	1
<b>CO 4</b>	2	2	2	3	3	2	-	1	2	2	-	2	3	3	1
<b>CO 5</b>	2	3	3	2	2	2	-	1	1	1	1	2	3	3	1

**LIST OF EXPERIMENTS:**


1. Explore Information Gathering Tools (Foot Printing – Network Foot Printing, Website Foot Printing, DNS Footprinting, Social Network Footprinting, Email Footprinting).
2. Explore the tools for Scanning and Scrutinizing the gathered information. (IP Scanner, Port Scanner, Vulnerability Scanner, Web Application Scanner).
3. Introduction to Password Hacking Tools.
4. Analysis of Keylogger Software.
5. Introduction to Malware tools. (Virus dissemination tools, Trojans).
6. Introduction to Phishing & Sniffer Tools.
7. Study and Exploration of Different Attack Launching Tools. (DoS Attacks).
8. Study of Ransomware.

**Text Books:**

1. Sunit Belpre and Nina Godbole, “Cyber Security: Understanding Cyber Crimes, Computer Forensics and Legal Perspectives”, Wiley India Pvt. Ltd, 2011.
2. Zoom, “Cyber Security Professional Lab Manual”.
3. Dr. Eric cole, Dr. Ronald Krutz and James W. Conley, “ Network Security Bible”, Edition 2, Wiley India Pvt. Ltd, 2010.

**Online Resources:**

1. <https://www.coursera.org/learn/introduction-cybersecurity-cyber-attacks>
2. <https://www.coursera.org/specializations/intro-cyber-security>
3. <https://www.coursera.org/learn/foundations-cybersecurity>
4. [https://onlinecourses.swyam2.ac.in/ugc19\\_hs25/preview](https://onlinecourses.swyam2.ac.in/ugc19_hs25/preview)


  
Professor and Head Department  
Department of Computer Science & Engineering  
Chaitanya Charaibi Institute of Technology (A)  
Gandipet, Hyderabad-500 075.(T.S.)

**20CH01****MOOCS / TRAINING / INTERNSHIP**

Instruction	4 Hours per week
Duration of End Examination	-
Semester End Examination	-
Continuous Internal Evaluation	-
Credits	2

**Course Objectives:** The objectives of this course are

**Course Outcomes:** On Successful completion of this course, student will be able to

  
Professor and Head Department  
Department of Computer Science & Engineering  
Chaitanya Charathi Institute of Technology (A)  
Gandipet, Hyderabad-500 075.(T.S.)



**CHAITANYA BHARATHI INSTITUTE OF TECHNOLOGY(A)**  
**SCHEME OF INSTRUCTION AND EXAMINATION**  
**Model Curriculum(R-20) 2021-22**

**B.E. (CSE - IOT & Cyber Security including Blockchain Technology)**

**SEMESTER –IV**

S. No	Course Code	Title of the Course	Scheme of Instruction			Scheme of Examination			Credits
			Hours per Week			Duration of SEE in Hours	Maximum Marks		
			L	T	P/D		CIE	SEE	
<b>THEORY</b>									
1	20MTC13	Mathematical Foundation for Data Science & Security	3	-	-	3	40	60	3
2	20CSC13	Computer Architecture and Microprocessor	3	-	-	3	40	60	3
3	20CSC14	Data Base Management Systems	3	-	-	3	40	60	3
4	20CSC15	Internet & Web Technologies	2	-	-	3	40	60	2
5	20CSC36	Introduction to AI Tools, Techniques and Applications	1	1	-	3	40	60	2
6	20MBC01	Engineering Economics & Accountancy	3	-	-	3	40	60	3
<b>PRACTICAL</b>									
7	20MTC14	Mathematical Foundation for Data Science & Security Lab	-	-	2	3	50	50	1
8	20CSC17	Data Base Management Systems Lab	-	-	2	3	50	50	1
9	20CSC18	Internet & Web Technologies Lab	-	-	4	3	50	50	2
10	20CSC37	Introduction to AI Tools, Techniques and Applications Lab	-	-	2	3	50	50	1
11	20ACT	Activity Points	-	-	-	-	-	-	-
<b>TOTAL</b>			<b>15</b>	<b>1</b>	<b>10</b>	<b>-</b>	<b>440</b>	<b>560</b>	<b>21</b>

L: Lecture

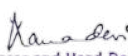
T: Tutorial

D: Drawing

P: Practical

CIE - Continuous Internal Evaluation

SEE - Semester End Examination

  
 Professor and Head Department  
 Department of Computer Science & Engineering  
 Chaitanya Bharathi Institute of Technology (A)  
 Gandipet, Hyderabad-500 075.(T.S.)

**20MTC13****MATHEMATICAL FOUNDATION FOR DATA SCIENCE & SECURITY**

Instruction	3 Hours per week
Duration of End Examination	3 Hours
Semester End Examination	60 Marks
Continuous Internal Evaluation	40 Marks
Credits	3

**Course Objectives:** The objectives of this course are

1. Able to learn and Analyzing data in Linear and Non-Linear form.
2. Able to fit the hypothetical data using probability distribution.
3. To know the characteristic of various continuous probability distributions
4. To know the impact of number theory before computer age.
5. To know the security issues of Cryptography

**Course Outcomes:** On Successful completion of the course, students will be able to

1. Analyze the coefficient of skewness and fitting of the data by various methods
2. Apply properties of Mathematical Expectations and analyse the various distributions.
3. Evaluate areas of curves by using various distributions.
4. Apply various technics of Number Theory for solving problems
5. Apply RSA –PKC for solving security issues.

**Mapping of Course Outcomes with Program Outcomes and Program Specific Outcomes:**

PO/PSO CO	PO 1	PO 2	PO 3	PO 4	PO 5	PO 6	PO 7	PO 8	PO 9	PO 10	PO 11	PO 12	PSO 1	PSO 2	PSO 3
CO 1	2	2	-	-	-	-	-	-	-	-	-	1	1	-	-
CO 2	2	2	-	-	-	-	-	-	-	-	-	1	1	-	-
CO 3	2	2	1	-	-	-	-	-	-	-	-	1	1	-	-
CO 4	2	2	1	-	-	-	-	-	-	-	-	1	1	-	-
CO 5	2	2	1	-	-	-	-	-	-	-	-	1	1	-	-

**UNIT-I: Curve Fitting**

Measures of Central Tendency, Measures of Dispersion, Moments (Moments about the mean and moments about a point). Skewness, Karl Pearson's coefficient of skewness and Bowley's coefficient of skewness for frequency distribution, Kurtosis. Correlation, coefficient of correlation, limits of correlation coefficient. Linear Regression, Regression coefficients, Properties of Regression Coefficients. Curve fitting by the Method of Least Squares, Fitting of Straight lines, Second degree parabola and Growth curve ( $y = ae^{bx}$ ,  $y = ax^b$  and  $y = ab^x$ ).

**UNIT-II: Mathematical Expectation and Discrete Probability Distribution**

Basic Probability, Conditional Probability, Baye's theorem. Random variable, discrete random variable, Probability Mass Function, continuous random variable, probability density function. Mathematical expectation, properties of Expectation, properties of variance and co-variance. Poisson distribution, MGF and Cumulates of the Poisson distribution, Recurrence formula for the probabilities of Poisson distribution (Fitting of Poisson distribution)

**UNIT-III: Continuous Probability Distributions**

Normal distribution, Characteristics of normal distribution and Normal probability Curve, MGF and CGF of Normal distribution, Areas under normal curve. Uniform distribution, moment generating function, mean and variance of uniform distribution. Exponential distribution, MGF, CGF, Mean and Variance of Exponential distribution.

**UNIT-IV: Number Theory**

Division Algorithm, Greatest Common Divisor, Euclidean Algorithm, Diophantine Equation  $ax+by=c$ , Fundamental Theorem of Arithmetic, Little Fermat's Theorem, Wilson's Theorem, Euler's Phi-Function, Euler's Theorem, Some Properties of the Phi-Function.

**UNIT-V: Cryptography (RSA – PKC)**


The RSA public key cryptosystem, Implementation and security issues, Pollard's  $p-1$  factorization algorithm, Quadratic Residues and quadratic reciprocity

**Text books:**

1. S.C.Gupta, V.K.Kapoor, "Fundamentals of Mathematical Statistics", Sultan Chand and Sons, 2014.
2. Burton, David M. (2007) Elementary Number Theory (7<sup>th</sup>edu.). Tata McGraw Hill Edition, Indian Reprint
3. Mathematical Cryptography by Jeffrey Hoffstein, Jill Pipher, Joseph H. Silverman Springer Science+ Business Media LLC.

**Suggested Reading:**

1. W. Feller, "An Introduction to Probability Theory and its Applications", Vol. 1, 3rd Ed., Wiley, 1968.
2. Sheldon Ross, "A First Course in Probability", 9th Edition, Pearson publications, 2014.
3. Koshy, T.Elementary Number Theory with Applications, Elsevier Publications, New Delhi, 2002.
4. G.A.Jones & J.M.Jones "Elementary Number Theory", Springer UTM,2007

  
Professor and Head Department  
Department of Computer Science & Engineering  
Chaitanya Charathi Institute of Technology (A)  
Gandipet, Hyderabad-500 075.(T.S.)



**20CSC13****COMPUTER ARCHITECTURE AND MICROPROCESSOR**

Instruction	3 Hours per week
Duration of End Examination	3 Hours
Semester End Examination	60 Marks
Continuous Internal Evaluation	40 Marks
Credits	3

**Pre-requisites:** Digital Logic Design.

**Course Objectives:** The objectives of this course are

1. To understand the basic principles of Instruction Level Architecture and Instruction Execution, Memory System Design.
2. To learn various I/O devices and its operations, knowledge on Instruction Level Parallelism.
3. To impart the knowledge on Micro Programming and Pipelining techniques.

**Course Outcomes:** On Successful completion of this course, student will be able to

1. Understand the functional block diagram of single bus architecture of a computer and describe the function of the instruction execution cycle, RTL interpretation of instructions, addressing modes, instruction set.
2. Design assembly language program for specified computing 16 bit multiplication, division and I/O device interface.
3. Derive flowchart for Concurrent access to memory and cache coherency in Parallel Processors and describe the process.
4. Design a memory module and analyze its operation by interfacing with the CPU.
5. Apply design techniques to enhance performance using pipelining, parallelism and RISC methodology.
6. Develop testing and experimental procedures on Microprocessor and analyze their operation under different cases.

**Mapping of Course Outcomes with Program Outcomes and Program Specific Outcomes:**

CO \ PO/PSO	PO 1	PO 2	PO 3	PO 4	PO 5	PO 6	PO 7	PO 8	PO 9	PO 10	PO 11	PO 12	PSO 1	PSO 2	PSO 3
CO 1	2	1	-	1	-	-	-	-	-	2	1	-	1	-	-
CO 2	2	1	1	2	3	-	-	-	3	1	2	-	1	-	-
CO 3	1	2	-	1	-	-	-	-	-	2	-	1	1	1	-
CO 4	-	2	2	1	-	-	-	-	3	1	-	1	1	-	-
CO 5	-	3	2	1	1	-	-	-	-	1	-	1	1	1	1
CO 6	-	1	1	1	1	2	2	-	3	1	-	3	1	1	1

**UNIT - I**

**Basic Structure of Computers:** Computer Types, Functional Units, Basic Operational Concepts, Bus Structures, Software, Performance, Multiprocessors and Multi-computers. **Arithmetic:** Addition and Subtraction of Signed numbers, Design of fast adders, Multiplication of positive numbers, Signed-Operand Multiplication, Integer Division.

**UNIT - II**

**Basic Processing Unit:** Fundamental concepts, Execution of a complete instruction, Multiple-Bus organization, Hardwired control, Microprogrammed control. **8086 Architecture:** CPU Architecture, Internal operation, Machine language instructions, Addressing modes, Instruction formats, Instruction execution timing.

**UNIT- III**

**Assembly Language Programming:** Instruction format, Data transfer instructions, Arithmetic instructions. **Assembly Language Programming:** Branch instructions, Loop instructions, NOP and HLT, Flag manipulation instructions, Logical instructions, Shift and Rotate instructions, Directives and Operators.

**Modular Programming:** Linking and Relocation, Stacks, Procedures, Interrupts and Interrupt routines, Macros and String instructions, REP prefix.

#### UNIT - IV

**Peripheral devices and their characteristics:** Input-output subsystems, I/O device interface, I/O transfers – Program Controlled, Interrupt Driven and DMA, privileged and non-privileged instructions, software interrupts and exceptions. Programs and processes – role of interrupts in process state transitions, I/O device interfaces – SCSI, USB.

**Pipelining:** Basic concepts, Data hazards, Instruction hazards, Influence on instruction sets, Data path and control considerations, Superscalar operation, Performance considerations.

#### UNIT – V

**The Memory System:** Memory hierarchy, Semiconductor RAM Memories, Cache Memories, Performance considerations, Virtual Memories, Memory Management requirements, Secondary Storage. **Large**


**Computer Systems:** Forms of Parallel Processing, Array Processors, Structure of general purpose multiprocessors, Program parallelism and shared variables.

#### Text Books:

1. Carl Hamacher, Zvonko Vranesic, Safwat Zaky, “Computer Organization”, 5<sup>th</sup> Edition, McGraw Hill Education Edition 2011.
2. Yu-cheng Liu, Glenn A. Gibson, “Microcomputer Systems: The 8086/ 8088 Family”, 2nd Edition, PHI Learning 2011.

#### Suggested Reading:

1. M. M. Mano, “Computer System Architecture”, 3<sup>rd</sup> edition, Prentice Hall, 1994.
2. William Stallings, “Computer Organisation and Architecture, Design for Performance”, Pearson, 9<sup>th</sup> Edition, 2013.
3. Douglas Hall. “Microprocessor and Interfacing programming and Hardware”, Tata McGraw Hill, Revised 2<sup>nd</sup> Edition, 2007.
4. Brey B. Brey, “The Intel Microprocessor, 8086/8088, 80186/80188, 80286, 80386, 80486, Pentium and Pentium Pro-Processors-Architecture, Programming and Interfacing”, 4<sup>th</sup> Edition, Prentice Hall.

  
Professor and Head Department  
Department of Computer Science & Engineering  
Chaitanya Charathi Institute of Technology (A)  
Gandipet, Hyderabad-500 075, (T.S.)

**20CSC14****DATA BASE MANAGEMENT SYSTEMS**

Instruction	3 Hours per week
Duration of End Examination	3 Hours
Semester End Examination	60 Marks
Continuous Internal Evaluation	40 Marks
Credits	3

**Pre-requisites:** Discrete mathematics of computer science, Programming and data structures.

**Course Objectives:** The objectives of this course are

1. To become familiar with fundamental concepts of database management. These concepts include aspects of database design, database languages and database-system implementation.
2. To understand about data storage techniques and indexing.
3. To impart knowledge in transaction management, concurrency control techniques and recovery procedures.

**Course Outcomes:** On Successful completion of the course, students will be able to

1. Classify the difference between FMS and DBMS; describe the roles of different users and the structure of the DBMS .Design the database logically using ER modeling .
2. Outline the schema of the relational database and key constraints. Develop queries using fundamental ,extended operators of relational algebra and DDL, DML and DCL of SQL .
3. Explore the inference rules for functional dependencies and apply the principles of normal forms to decompose the relations in a database .
4. Summarize the concepts of dense ,sparse ,ISAM and B+ tree indexing and get familiar with static and extendable techniques of hashing .
5. Explain the states and properties of transaction. Interpret the locking, time stamp, graph and validation based protocols for concurrency control.
6. Relate log based, ARIES recovery techniques to increase the robustness of the database, identify to resolve the deadlocks in the transaction.

**Mapping of Course Outcomes with Program Outcomes and Program Specific Outcomes:**

PO/PSO CO	PO 1	PO 2	PO 3	PO 4	PO 5	PO 6	PO 7	PO 8	PO 9	PO 10	PO 11	PO 12	PSO 1	PSO 2	PSO 3
CO 1	3	1	-	-	-	1	-	-	-	-	-	2	-	-	2
CO 2	3	2	1	-	-	1	-	-	-	-	-	3	-	-	2
CO 3	3	2	2	2	-	2	-	-	2	-	-	-	-	-	2
CO 4	3	2	2	2	2	2	-	-	2	-	-	-	-	-	2
CO 5	3	2	3	2	2	2	3	-	2	-	3	3	-	-	2
CO 6	3	3	3	2	2	2	3	-	2	-	3	3	-	-	2

**UNIT - I**

**Introduction :** Database System Applications, Purpose of Database Systems, View of Data, Database Languages, Relational Databases, Database Users and Administrators, Database System Architecture, Application Architectures. Database Design and E-R Model: Overview of the Design Process, Data Models, The E-R Model, Constraints, E-R Diagrams, E-R Design Issues, Extended E-R Features, Reduction to Relation Schemas.

**UNIT - II**

**Relational Model:** Structure of Relational Databases, Database Schema, Keys, Relational Algebra, Fundamental Operations, Additional Relational Algebra Operations, Extended Relational Algebra Operations. Structured Query Language: Overviews, SQL Data Types, Basic Structure of SQL Queries, Modification of the Database, Set Operations, Aggregate Functions, Data-Definition Language, Integrity Constraints, Null Values, Views, Join Expression. Index Definition in SQL.

**UNIT- III**

**Relational Database Design:** Undesirable Properties in Relational Database Design, Functional Dependencies, Trivial and Nontrivial Dependencies, Closure of Set of Functional Dependencies, Closure of Set of Attributes, Irreducible Set of Functional Dependencies, Normalization–1NF,2NF and 3NF, Dependency Preservation, BCNF, Comparison of BCNF and 3NF. **Indexing:** Basic Concepts, Primary Index, Dense and Sparse Indices, Secondary Indices, Tree-Structured Indexing, Indexed Sequential Access Method (ISAM), B+Tree Index Files.

**UNIT - IV**

**Hash based Indexing:** Static Hashing, Extendible Hashing. **Transaction Management and Concurrency Control:** Transaction Concept – ACID Properties, States of Transaction, Implementation of Atomicity and Durability, Concurrent Executions, Serializability, Recoverability, Lock-Based Protocols, Timestamp-Based Protocols, Validation-Based Protocols, Multiple Granularity.

**UNIT - V**

**Deadlocks:** Deadlock Prevention, Deadlock Detection and Recovery. **Recovery System:** Failure Classification, Storage Structure, Recovery and Atomicity, Log-Based Recovery, Recovery with Concurrent Transactions, Buffer Management, Failure with Loss of Non-volatile Storage, ARIES Recovery Method, Remote Backup Systems.

**Text Books:**

1. Silberschatz, Henry F Korth, S Sudarshan, “Database System Concepts”, Seventh Edition, McGraw-Hill International Edition, March 2019, ISBN 9780078022159.
2. Date CJ, Kannan A, Swamynathan S, “An Introduction to Database Systems”, Eight Editions, Pearson Education, 2006.
3. Raghu Ramakrishnan, Johnnes Gehrke, “Database Management Systems”, Third Edition, McGraw Hill, 2003.
4. Ramez Elmasri, Durvasul VLN Somayazulu, Shamkant B Navathe, Shyam K Gupta, “Fundamentals of Database Systems”, Fourth Edition, Pearson Education, 2006.

**Suggested Reading:**

1. J.D.Ullman, “Principles of Data base Systems”, Galgotia.

**Online Resources:**

1. <http://www.nptelvideos.in/2012/11/database-managementsystem.html>

**20CSC15****INTERNET & WEB TECHNOLOGIES**

Instruction	1T+1L Hours per week
Duration of End Examination	3 Hours
Semester End Examination	60 Marks
Continuous Internal Evaluation	40 Marks
Credits	2

**Pre-requisites:** Programming and Problem Solving, Object Oriented Programming concepts.

**Course Objectives:** The objectives of this course are

1. Acquire knowledge of XHTML, Java Script and XML to develop client side web applications.
2. Acquire knowledge on web frameworks to develop server side web applications
3. Develop dynamic web content using Django.

**Course Outcomes:** On Successful completion of this course, student will be able to

1. Understand the technologies required for developing web application.
2. Identify and choose XHTML tags, CSS and java scripts to develop well structured and easily maintained web pages.
3. Design and Develop interactive and innovative web pages using various platforms/technologies like XHTML, CSS, XML, JAVASCRIPT.
4. Create and deploy web applications in web server by using server-side programming concepts like Python.
5. Build a data driven web site using different frameworks and Databases.
6. Evaluate different web applications to implement optimal solutions for real time problems.

**Mapping of Course Outcomes with Program Outcomes and Program Specific Outcomes:**

CO \ PO/PSO	PO 1	PO 2	PO 3	PO 4	PO 5	PO 6	PO 7	PO 8	PO 9	PO 10	PO 11	PO 12	PSO 1	PSO 2	PSO 3
CO 1	2	1	1	1	-	-	-	-	1	-	-	-	-	-	-
CO 2	2	1	1	1	-	-	-	-	1	-	-	-	-	2	1
CO 3	2	2	2	2	3	-	-	-	1	-	-	-	-	-	-
CO 4	2	2	2	2	3	-	-	-	1	3	1	3	-	2	1
CO 5	2	2	2	2	3	3	-	-	1	-	1	3	-	-	-
CO 6	2	2	2	2	3	3	-	3	3	3	3	3	-	-	-

**UNIT-I**

**Web Basics and Overview:** Introduction to Internet, World Wide Web, URL, MIME, HTTP Transactions, Enterprise Application Architecture styles, containers, Client-Side Scripting, Server-Side Scripting, Accessing Web Servers, Apache and MySQL, IDE's.

**UNIT-II**

**XHTML:** Introduction to basics of XHTML, Cascading Style Sheets.

**XML:** Introduction to XML, XML document structure, DTD, Namespaces and XML Schemas.

**UNIT-III**

**The Basics of Java script:** Primitive operations and Expressions, Arrays, Functions, Pattern Matching Using Regular Expressions, Document Object Model, Element Access in JavaScript, Events and Event Handling, Handling Events from Body, Button, Text Box and Password Elements.

**Dynamic Documents with Java Script:** Positioning Elements, Moving Elements, Changing Colors and Fonts, Dynamic Content.

**UNIT-IV**

**Django:** Introduction, Models, Templates, supported data bases, URL configuration. Templates, Modifying and Improving the Templates , Creating a Form, Connecting Django with databases, enable Django sessions.

**UNIT-V**

**Applications:** Introduction to Ajax, Node.js and JSON.

**Bootstrap:** Introduction to Bootstrap, bootstrap grid, bootstrap components.

**Web Application Frameworks:** AngularJS, JQuery, Flask, Web2py, FuelPHP.

**Text Books:**


1. Nigel George, "Build a Website with Django 3", GNW Independent Publishing, Hamilton NSW, Australia, 2019
2. HTML 5 Black Book (Covers CSS3, JavaScript, XML, XHTML, AJAX, PHP, jQuery), Dreamtech, 2017.
3. Robert W Sebesta, "Programming the World Wide Web", Pearson Education, 8<sup>th</sup> Edition-2013
4. Adrian Holovaty and Jacob Kaplan-Moss "The Definitive Guide to Django Web Development Done Right", après- 2009
5. P.J.Deitel – Deitel, H.M.Deitel – Deitel, "Internet & World Wide Web How To Program", 5th Edition, Prentice Hall, 2007.
6. Miguel Grinberg, "Flask Web Development", First edition-2014

**Suggested Reading:**

1. Web Technologies, Uttam K Roy, Oxford University Press
2. Chris Bates, "Web Programming, building internet applications", 2<sup>nd</sup> edition, John Wiley & Sons, 2010.
3. JavaScript for Modern Web Development: Building a Web Application Using HTML, CSS, and JavaScript, by Alok Ranjan, Abhilasha Sinha, Ranjit Battwad, bpb, 2020.

**Online Resources:**

1. <https://www.w3.org/standards/webdesign/>
2. <https://www.w3schools.com/angular/>
3. <https://www.w3schools.com/jquery/default.asp>
4. <https://www.tutorialspoint.com/flask/index.htm>
5. <https://www.tutorialspoint.com/web2py/index.htm>
6. <https://www.tutorialspoint.com/fuelphp/index.htm>

  
Professor and Head Department  
Department of Computer Science & Engineering  
Chaitanya Charathi Institute of Technology (A)  
Gandipet, Hyderabad-500 075.(T.S.)

**20CSC36****INTRODUCTION TO AI TOOLS, TECHNIQUES AND APPLICATIONS**

Instruction	1L+1T Hours per week
Duration of End Examination	3 Hours
Semester End Examination	60 Marks
Continuous Internal Evaluation	40 Marks
Credits	2

**Prerequisite:** Basic understanding of computer fundamentals

**Course Objectives:** The objectives of this course are to:

1. Introduce fundamental concepts of AI
2. Demonstrate the capabilities of AI applications
3. Present various modeling and formulation techniques to solve problems using AI
4. Introduce state-of-art tools and techniques

**Course Outcomes:** On successful completion of the course, students will be able to

1. Understand fundamental concepts of AI and its importance.
2. Identify various Machine Learning algorithms and their limitations
3. Develop Chatbots based on requirements
4. Analyze complex problems involving image processing, Computer Vision and HCI
5. Understand smart solutions for various domains

**Mapping of Course Outcomes with Program Outcomes and Program Specific Outcomes:**

PO/ PSO CO	PO 1	PO 2	PO 3	PO 4	PO 5	PO 6	PO 7	PO 8	PO 9	PO 10	PO 11	PO 12	PSO 1	PSO 2	PSO 3
CO 1	2	-	-	-	2	-	-	-	-	-	-	-	2	-	-
CO 2	2	2	--	--	--	--	--	--	--	--	--	--	--	--	--
CO 3	--	--	2	--	--	--	--	--	--	--	--	--	2	2	--
CO 4	--	--	2	3	2	--	--	--	--	--	--	--	3	--	2
CO 5	2	2	2	--	--	--	1	--	--	--	--	--	3	--	--

**UNIT-I:**

**Introduction to Artificial Intelligence:** Definition, importance of AI, application areas, state-of-the-art in AI, overview of hard AI problems and challenges facing in the field of AI;

**Machine Learning:** Introduction, machine learning algorithms, machine learning in practice, testing, problems with machine learning, dangers of machine learning and benefits

**UNIT-II:**

**Natural Language Processing:** Overview of NLP and components, applications, use cases of NLP and challenges; **Computer Vision:** capabilities of computer vision, use of computer vision, computer vision on mobile devices, best practices and use cases, challenges

**UNIT – III**

**Building AI and Machine Learning Projects:** Workflow of a ML project, data science project, data collection, data set preparation; **AI Technologies, Tools, Platforms:** Tensor Flow, Scikit, PyTorch, Keras, Rapid Miner, AWS, Google Cloud AI, Azure, IBM Watson

**UNIT – IV**

**Chatbots:** Introduction to chatbots, architecture of a chatbot, process build Chatbots, challenges in building successful Chatbots, best practices, industry case studies. Virtual assistants

**UNIT – V**

**Applications and Impact of AI:** Smart applications, Current challenges, trends, opportunities, scalability, adversarial attacks on AI, adverse uses of AI, impact of AI on world's economy and its social implications

**Text Books:**


1. Tom Markiewicz & Josh Zheng, “Getting Started with Artificial Intelligence – A Practical Guide to Building Enterprise Applications” O’Reilly, 2017
2. Stuart J. Russell and Peter Norvig, Artificial Intelligence A Modern Approach

**Suggested Reading:**

1. Aurélien Géron, Hands on Machine Learning with Scikit-Learn and Tensor Flow [Concepts, Tools, and Techniques to Build Intelligent Systems], Published by O’Reilly Media,2017
2. Joseph Howse, Prateek Joshi, Michael Beyeler - Opencv\_ Computer Vision Projects with Python-Packt Publishing (2016)

**Online Resources:**

1. <https://medium.com/@salisuwy/build-an-ai-assistant-with-wolfram-alpha-and-wikipedia-in-python-d9bc8ac838fe>
2. <https://www.coursera.org/learn/uol-machine-learning-for-all>
3. <https://www.coursera.org/learn/uol-machine-learning-for-all#syllabus>
4. <http://aws.amazon.com> 2.<http://code.google.com/appsengine>
5. <http://scikit-learn.org/stable>
6. <https://opencv.org/>
7. <https://github.com/qqwweee/keras-yolo3>
8. <https://www.pyimagesearch.com/2018/11/12/yolo-object-detection-with-opencv/>

  
Professor and Head Department  
Department of Computer Science & Engineering  
Chaitanya Charaihi Institute of Technology (A)  
Gandipet, Hyderabad-500 075.(T.S.)



**20MBC01****ENGINEERING ECONOMICS & ACCOUNTANCY**

Instruction	3 Hours per week
Duration of End Examination	3 Hours
Semester End Examination	60 Marks
Continuous Internal Evaluation	40 Marks
Credits	3

**Course Objectives:** The Objectives of the Course are:

1. To demonstrate the importance of Managerial Economics in Decision Making.
2. To explain the concept of Accountancy and provide basic knowledge on preparation of Final accounts.
3. To understand the importance of Project Evaluation in achieving a firm's Objective.

**Course Outcomes:** After Completion of the Course, Student will be able to:

1. Apply fundamental knowledge of Managerial Economics concepts and tools.
2. Analyze various aspects of Demand Analysis, Supply and Demand Forecasting.
3. Understand Production and Cost relationships to make best use of resources available.
4. Apply Accountancy Concepts and Conventions and preparation of Final Accounts.
5. Evaluate Capital and Capital Budgeting decision based on any technique.

**Mapping of Course Outcomes with Program Outcomes and Program Specific Outcomes:**

CO \ PO/PSO	PO 1	PO 2	PO 3	PO 4	PO 5	PO 6	PO 7	PO 8	PO 9	PO 10	PO 11	PO 12	PSO 1	PSO 2	PSO 3
CO 1	1	1	3	1	1	1	1	1	1	1	-	-	-	1	-
CO 2	2	2	2	2	-	1	1	1	-	1	-	1	-	1	-
CO 3	1	2	1	2	2	-	2	1	-	1	-	-	-	2	1
CO 4	2	2	1	2	2	1	1	3	-	1	-	-	-	1	-
CO 5	1	3	1	2	1	1	2	-	-	1	2	1	-	1	1

**UNIT-I: Introduction to Managerial Economics**

Introduction to Economics and its evolution - Managerial Economics - its Nature and Scope, Importance; Relationship with other Subjects. Its usefulness to Engineers; Basic concepts of Managerial economics - Incremental, Time perspective, Discounting Principle, Opportunity Cost, Equimarginal Principle, Contribution, Negotiation Principle.

**UNIT-II: Demand and Supply Analysis**

Demand Analysis - Concept of Demand, Determinants, Law of demand - Assumptions and Exceptions; Elasticity of demand - Price, Income and Cross elasticity - simple numerical problems; Concept of Supply - Determinants of Supply, Law of Supply; Demand Forecasting - Methods.

**UNIT-III: Production and Cost Analysis**

Theory of Production - Production function - Isoquants and Isocosts, MRTS, Input-Output Relations; Laws of returns; Internal and External Economies of Scale.

**Cost Analysis:** Cost concepts – Types of Costs, Cost-Output Relationship – Short Run and Long Run; Market structures – Types of Competition, Features, Price Output Determination under Perfect Competition, Monopoly and Monopolistic Competition; Break-even Analysis – Concepts, Assumptions, Limitations, Numerical problems.

**UNIT-IV: Accountancy**

Book-keeping, Principles and Significance of Double Entry Book Keeping, Accounting Concepts and Conventions, Accounting Cycle, Journalization, Subsidiary books, Ledger accounts, Trial Balance concept and preparation of Final Accounts with simple adjustments. Ratio Analysis.


**UNIT-V: Capital and Capital Budgeting:** Capital and its Significance, Types of Capital, Estimation of Fixed and Working capital requirements, Methods and sources of raising finance. Capital Budgeting, Methods: Traditional and Discounted Cash Flow Methods - Numerical problems.

**Text Books:**

1. Mehta P.L., "Managerial Economics: Analysis, Problems and Cases", Sultan Chand & Son's Educational publishers, 2016.
2. Maheswari S.N. "Introduction to Accountancy", Vikas Publishing House, 11th Edition, 2013.

**Suggested Readings:**

1. Panday I.M. "Financial Management", 11th edition, Vikas Publishing House, 2015.
2. Varshney and K L Maheswari, Managerial Economics, Sultan Chand, 2014.
3. M. Kasi Reddy and S. Saraswathi, Managerial Economics and Financial Accounting, Prentice Hall of India Pvt Ltd, 2007.
4. A. R. Aryasri, Managerial Economics and Financial Analysis, McGraw-Hill, 2013.

  
Professor and Head Department,  
Department of Computer Science & Engineering  
Chaitanya Charathi Institute of Technology (A)  
Gandipet, Hyderabad-500 075. (T.S.)

**Mathematical Foundation for Data Science & Security (Lab)**  
**R- Programming/C/C++**  
**(For CSE/AIML/IOT&CS)**

Instruction	2P Hours per week
Duration of Semester End Examination	3 Hours
SEE	50 Marks
CIE	50 Marks
Credits	1

**Course Objectives:**

1. To know the graphical visualizations for the data.
2. To learn the measures of central tendency and dispersion.
3. To learn and analyze data in linear and non-linear form.
4. To learn the probabilities of various distributions.
5. To know the various cryptographic schemes for the encryption and decryption.

**Course outcomes:** On successful completion of this course the students shall be able to

1. Create graphs and charts for the statistical data.
2. Analyze the data set using measures of central tendency and dispersion.
3. Develop the linear and non-linear regression models for the statistical data.
4. Evaluate the probabilities of various discrete and continuous distributions.
5. Demonstrate RSA – PKC technique of number theory for solving security issues.

**Mapping of Course Outcomes with Program Outcomes and Program Specific Outcomes for  
 B.E (CSE-IOT& CSBT)**

PO/PSO CO	PO 1	PO 2	PO 3	PO 4	PO 5	PO 6	PO 7	PO 8	PO 9	PO 10	PO 11	PO 12	PSO 1	PSO 2	PSO 3
CO 1	2	2	-	-	-	-	-	-	-	-	-	1	1	-	-
CO 2	2	2	-	-	-	-	-	-	-	-	-	1	1	-	-
CO 3	2	2	1	-	-	-	-	-	-	-	-	1	1	-	-
CO 4	2	2	1	-	-	-	-	-	-	-	-	1	1	-	-
CO 5	2	2	1	-	-	-	-	-	-	-	-	1	1	-	-

**List of Programs**

1. Write a Program to create Graphs and Charts.
2. Write a Program to calculate the measures of Central Tendency for the data.
3. Write a Program to compute Standard Deviation for the data.
4. Write a Program for Correlation and Covariance using Pearson method.
5. Write a Program for simple linear Regression and Logistic regression.
6. Write a Program to compute probabilities using Binomial Distribution.
7. Write a Program to compute probabilities using Poisson Distribution.
8. Write a Program to compute probabilities using Normal Distribution.
9. Write a Program to compute gcd of any two positive integers using Euclidian algorithm.
10. Write a Program to encrypt the given data, using RSA algorithm.
11. Write a Program to decrypt the given data, using RSA algorithm

**Text Books:**

1. S.R.Mani Sekhar, Dr. T.V. Suresh Kumar, “Programming with R” CENGAGE Publishers, 2017.
2. K.G.Srinivasa, G.M.Siddesh, “Statistical Programming in R”, Oxford University Press, 2017.
3. Jared P Lander, “R for Everyone” Pearson.2018.
4. <http://www.cyclismo.org/tutorial/R/>

**20CSC17****DATA BASE MANAGEMENT SYSTEMS LAB**

Instruction	2 Hours per week
Duration of End Examination	3 Hours
Semester End Examination	50 Marks
Continuous Internal Evaluation	50 Marks
Credits	1

**Course Objectives:** The objectives of this course are

1. To become familiar with the concepts of structured query language.
2. To understand about programming language / structured query language (PL/SQL).
3. To become familiar with generation of form and open database connectivity.
4. Add constraints on Databases implement DCL, TCL and advanced SQL commands.
5. Develop programs using cursors, triggers, exceptions, procedures and functions in PL/SQL.

**Course Outcomes:** On Successful completion of the course, students will be able to

1. Outline the built-in functions of SQL and apply these functions to write simple and complex queries using SQL operators.
2. Demonstrate Queries to Retrieve and Change Data using Select, Insert, Delete and Update. Construct Queries using Group By, Order By and Having Clauses.
3. Demonstrate Commit, Rollback, Save point commands, SQL Plus Reports and formulate the Queries for Creating, Dropping and Altering Tables, Views, constraints .
4. Develop queries using Joins, Sub-Queries and Working with Index, Sequence, Synonym, Controlling Access and Locking Rows for Update, Creating Password and Security features.
5. Demonstrate the usage of data types, Bind and Substitution Variables, Anchored, Declarations, Assignment Operation and PL/SQL code using Control Structures.
6. Develop PL/SQL code using Cursors, Exception, Composite Data Types and Procedures, Functions and Packages.

**Mapping of Course Outcomes with Program Outcomes and Program Specific Outcomes:**

PO/PSO CO	PO 1	PO 2	PO 3	PO 4	PO 5	PO 6	PO 7	PO 8	PO 9	PO 10	PO 11	PO 12	PSO 1	PSO 2	PSO 3
CO 1	3	2	2	2	2	-	-	-	-	-	-	-	-	-	2
CO 2	3	2	2	2	2	-	-	-	3	-	2	-	-	-	2
CO 3	3	1	2	-	-	-	-	-	2	-	2	-	-	-	2
CO 4	3		2	-	-	-	-	-	-	-	-	-	-	-	2
CO 5	3	2	2	-	-	-	-	-	-	-	-	-	-	-	2
CO 6	3	2	2	-	-	-	-	-	-	-	-	-	-	-	2

**SQL:**

1. Queries using Built-In functions, like aggregate functions, String Functions, Numeric Functions, Data Functions, Conversion Functions and other miscellaneous.
2. Queries using operators in SQL.
3. Queries to Retrieve and Change Data: Select, Insert, Delete and Update.
4. Queries using Group By, Order By and Having Clauses.
5. Queries on Controlling Data: Commit, Rollback and Save point.
6. Queries to Build Report in SQL \*PLUS.
7. Queries for Creating, Dropping and Altering Tables, Views and Constraints.
8. Queries on Joins and Correlated Sub-Queries.
9. Queries on Working with Index, Sequence, Synonym, Controlling Access and Locking Rows for Update,
10. Creating Password and Security features.

**PL/SQL:**


11. Write a PL/SQL code using Basic Variable, Anchored Declarations and Usage of Assignment Operation.

12. Write a PL/SQL code Bind and Substitution Variables, Printing in PL/SQL.
13. Write a PL/SQL block using SQL and Control Structures in PL/SQL.
14. Write a PL/SQL code using Cursors, Exception and Composite Data Types.
15. Write a PL/SQL code using Procedures, Functions and Packages.

**Note:** The creation of sample database for the purpose of the experiments is expected to be pre-decided by the instructor.

**Text Books / Suggested Reading:**

1. "Oracle: The complete Reference", by Oracle Press.
2. Nilesh Shah, "Database Systems Using Oracle", PHI, 2007.
3. Rick FVander Lans, "Introduction to SQL", Fourth Edition, Pearson Education, 2007.

  
Professor and Head Department  
Department of Computer Science & Engineering  
Chaitanya Charathi Institute of Technology (A)  
Gandipet, Hyderabad-500 075.(T.S.)

**20CSC18****INTERNET & WEB TECHNOLOGIES LAB**

Instruction	4 Hours per week
Duration of End Examination	3 Hours
Semester End Examination	50 Marks
Continuous Internal Evaluation	50 Marks
Credits	2

**Pre-requisites:** Programming and Problem Solving, Object Oriented Programming concepts.

**Course Objectives:** The objectives of this course are

1. To acquire knowledge on XHTML, Java Script, Ajax, Node.js, JSON, Bootstrap and XML to develop web applications.
2. Ability to develop dynamic web content using web frameworks.
3. To understand the design and development process of a complete web application.

**Course Outcomes:** On Successful completion of this course, student will be able to

1. Identify and install web development tools.
2. Develop client side web pages using XHTML , CSS and XML.
3. Create dynamic, interactive web applications using java script.
4. Develop server side web application using Django Frame work.
5. Understanding working of Ajax, Node.js and JSON.
6. Identify and explore different frame works for web applications.

**Mapping of Course Outcomes with Program Outcomes and Program Specific Outcomes:**

PO/ PSO CO	PO 1	PO 2	PO 3	PO 4	PO 5	PO 6	PO 7	PO 8	PO 9	PO 10	PO 11	PO 12	PSO 1	PSO 2	PSO 3
CO 1	-	-	-	1	3	-	-	-	1	-	-	2	-	-	-
CO 2	1	2	2	2	-	-	-	3	2	1	2	2	-	3	1
CO 3	1	2	2	2	3	-	-	3	2	1	2	2	-	-	-
CO 4	1	2	2	2	2	-	-	3	2	1	2	2	-	3	1
CO 5	1	2	2	2	2	-	-	3	2	1	2	2	-	-	-
CO 6	1	2	2	2	2	-	-	3	2	1	2	2	-	-	-

**LIST OF PROGRAMS**

1. Creation of development environment (IDE, Web Server)
2. Design simple web pages using XHTML and CSS.
3. Create well formed document using DTD and XML schema.
4. Develop an application to validate form fields using java script.
5. Installation of Django and creation of web pages.
6. Create a form validation and session handling in Django.
7. Develop a data driven web application using databases (MySQL/SQLite).
8. Create a responsive web site using bootstrap.
9. Build an application on Ajax, Node.js and JSON.
10. Exploration of web frame works (AngularJS, JQuery, Flask, Web2py, FuelPHP).

**Text Books:**


1. Nigel George, "Build a Website with Django 3", GNW Independent Publishing, Hamilton NSW, Australia, 2019.
2. HTML 5 Black Book (Covers CSS3, JavaScript, XML, XHTML, AJAX, PHP, JQuery), Dreamtech, 2017.
3. Robert W Sebesta, "Programming the World Wide Web", Pearson Education, 8<sup>th</sup> Edition-2013
4. Adrian Holovaty and Jacob Kaplan-Moss "The Definitive Guide to Django Web Development Done Right", aprèss- 2009
5. P.J.Deitel – Deitel, H.M.Deitel – Deitel, "Internet & World Wide Web How To Program", 5th Edition, Prentice Hall, 2007.
6. Miguel Grinberg, "Flask Web Development", First edition-2014

**Suggested Reading:**

1. Web Technologies, Uttam K Roy, Oxford University Press
2. Chris Bates, "Web Programming, building internet applications", 2<sup>nd</sup> edition, John Wiley & Sons, 2010.
3. JavaScript for Modern Web Development: Building a Web Application Using HTML, CSS, and JavaScript, by Alok Ranjan, Abhilasha Sinha, Ranjit Battwad, bpb, 2020.

**Online Resources:**

1. <https://websitesetup.org/bootstrap-tutorial-for-beginners/>
2. <https://www.guru99.com/node-js-tutorial.html>.
3. <https://www.w3.org/standards/webdesign/>
4. <https://www.w3schools.com/angular/>
5. <https://www.w3schools.com/jquery/default.asp>
6. <https://www.tutorialspoint.com/flask/index.htm>
7. <https://www.tutorialspoint.com/web2py/index.htm>
8. <https://www.tutorialspoint.com/fuelphp/index.htm>

  
Professor and Head Department  
Department of Computer Science & Engineering  
Chaitanya Charathi Institute of Technology (A)  
Gandipet, Hyderabad-500 075.(T.S.)

**20CSC37****INTRODUCTION TO AI TOOLS, TECHNIQUES AND APPLICATIONS LAB**

Instruction	2 Hours per week
Duration of End Examination	3 Hours
Semester End Examination	50 Marks
Continuous Internal Evaluation	50 Marks
Credits	1

**Course Objectives:** The main objectives of this course are to:

1. Expose the students to AI related real world problems
2. Familiarize students with AI tools and techniques
3. Expose students with AI technologies and platforms

**Course Outcomes:** At the end of the course, students shall be able to

1. Demonstrate the capabilities of AI
2. Build models for various real time problems using AI/ML Tools
3. Develop Chatbots, programs for simple applications
4. Analyze and interpret the experimentation results
5. Develop skills to communicate the experimentation results

**Mapping of Course Outcomes with Program Outcomes and Program Specific Outcomes:**

CO \ PO/ PSO	PO	PO	PO	PO	PO	PO	PO	PO	PO	PO	PO	PO	PSO	PSO	PSO
	1	2	3	4	5	6	7	8	9	10	11	12	1	2	3
CO 1	2	--	--	--	2	--	--	--	--	--	--	--	3	2	--
CO 2	2	2	2	2	--	--	--	--	--	--	--	--	--	--	2
CO 3	--	--	2	--	--	--	--	--	--	--	--	--	2	3	2
CO 4	--	2	2	3	--	--	--	--	--	--	--	--	3	--	--
CO 5	--	--	--	--	2	--	--	--	--	2	--	--	--	--	--

**Lab Experiments:**

1. Overview of AI, AI/ML project life cycle
2. Design/construct the workflow of a general AI project using draw.io
3. Train a ML model to recognize a Person or Object including gestures
4. Train a ML model to recognize various sound bytes and speech
5. Develop an app to recognize objects using image classification
6. Develop an Expression Match app using the trained ML model for facial expressions
7. Develop a Voice Authentication app that uses a trained audio model of the user using audio classification to recognize the user's voice to authentication
8. Develop a conversational chatbot to automatically recognize speech, understand the intent of the user and generate a response accordingly using Amazon Lex
9. Design a program using Wolfram Language to classify Data (Numbers, Images, Colors) using automatic model selection
10. Design a program using the Wolfram Language to demonstrate Vector Encoding based Feature Extraction and Clustering for a dog image dataset


**Text Books:**

1. Tom Markiewicz & Josh Zheng, "Getting Started with Artificial Intelligence – A Practical Guide to Building Enterprise Applications" O'Reilly, 2017



**Online Resources:**

1. <https://teachablemachine.withgoogle.com/v1/>
2. <https://appinventor.mit.edu/>
3. <https://aws.amazon.com/lex/>
4. <https://www.wolfram.com/>
5. <https://www.coursera.org/>

  
Professor and Head Department  
Department of Computer Science & Engineering  
Chaitanya Charathi Institute of Technology (A)  
Gandipet, Hyderabad-500 075, (T.S.)



**CHAITANYA BHARATHI  
INSTITUTE OF TECHNOLOGY (A)**  
Kokapet ( Village), Gandipet, Hyderabad, Telangana-500075. www.cbit.ac.in



COMMITTED TO  
RESEARCH,  
INNOVATION AND  
EDUCATION

**43**  
years

## **Scheme of Instruction and Syllabi**

of

**V - VI SEMESTERS**


of

**FOUR YEAR DEGREE COURSE**

in

**B.E. - COMPUTER SCIENCE AND ENGINEERING  
(IOT & CYBER SECURITY INCLUDING BLOCKCHAIN TECHNOLOGY)**  
(AICTE Model Curriculum with effect from AY 2022-23)

**R-20 Regulation**



**CHAITANYA BHARATHI INSTITUTE OF TECHNOLOGY**

**(An Autonomous Institution)**

**Affiliated to Osmania University**

**Kokapet Village, Gandipet Mandal, Hyderabad - 500075. Telangana**

**E-Mail: principal@cbit.ac.in; Website: www.cbit.ac.in; Phone Nos.: 040-24193276 / 277 / 279**

*Narayan*  
Professor and Head Department  
Department of Computer Science & Engineering  
Chaitanya Bharathi Institute of Technology (A)  
Gandipet, Hyderabad-500 075.(T.S.)



# CHAITANYA BHARATHI INSTITUTE OF TECHNOLOGY(A)

## SCHEME OF INSTRUCTION AND EXAMINATION

### Model Curriculum(R-20) 2022-23

#### B.E. (CSE - IOT & Cyber Security including Blockchain Technology)

#### SEMESTER – V

S. No	Course Code	Title of the Course	Scheme of Instruction			Scheme of Examination			Credits
			Hours per Week			Duration of SEE in Hours	Maximum Marks		
			L	T	P/D		CIE	SEE	
<b>THEORY</b>									
1	20CSC12	Design and Analysis of Algorithms	3	-	-	3	40	60	3
2	20CSC20	Operating Systems	3	-	-	3	40	60	3
3	20CIC03	IoT Development, Applications and Practice	3	-	-	3	40	60	3
4	20CIC04	Computer Networks	3	-	-	3	40	60	3
5		Professional Elective - I	3	-	-	3	40	60	3
6		Open Elective – I	3	-	-	3	40	60	3
<b>PRACTICAL</b>									
7	20CSC23	Operating Systems Lab	-	-	3	3	50	50	1.5
8	20CIC05	IoT Development, Applications and Practice Lab	-	-	3	3	50	50	1.5
9	20CIC06	Computer Networks Lab	-	-	3	3	50	50	1.5
10	20CII02	Internship-II (Industrial/ Rural Internship)	3-4 weeks/ 90 hours			-	50	-	2
<b>TOTAL</b>			<b>18</b>	<b>-</b>	<b>9</b>	<b>-</b>	<b>440</b>	<b>510</b>	<b>24.5</b>

L: Lecture

T: Tutorial

D: Drawing

P: Practical

CIE - Continuous Internal Evaluation

SEE - Semester End Examination

PROFESSIONAL ELECTIVE-I	
20CIE01	Linux Kernel Internals and Programming
20CIE02	Image Processing
20CIE03	Artificial Intelligence and Machine Learning
20CSE05	Optimization Techniques
20CSE12	Embedded Systems

OPEN ELECTIVE – I	
20ECO10	Fundamentals of Wireless Communication
20EEO05	Waste Management
20MEO09	Organizational Behaviour
20MTO03	Quantum Computing
20BTO04	Bioinformatics

Professor and Head Department  
Department of Computer Science & Engineering  
Chaitanya Bharathi Institute of Technology (A)  
Gandipet, Hyderabad-500 075.(T.S.)

**20CSC12****DESIGN AND ANALYSIS OF ALGORITHMS**

Instruction	3 Hours per week
Duration of End Examination	3 Hours
Semester End Examination	60 Marks
Continuous Internal Evaluation	40 Marks
Credits	3

**Pre-requisites:** Basics of Data structures and algorithms.

**Course Objectives:** The objectives of this course are to

1. Provide an introduction to formalisms to understand, analyze and denote time complexities of algorithms.
2. Introduce the different algorithmic approaches for problem solving through numerous example problems.
3. Provide some theoretical grounding in terms of finding the lower bounds of algorithms and the NP-completeness.

**Course Outcomes:** On successful completion of this course, student will be able to

1. Identify and apply asymptotic notations to measure the performance of algorithms.
2. Describe the algorithmic design techniques of divide and conquer, greedy, dynamic programming, backtracking and branch and bound to solve problems.
3. Apply suitable algorithmic design techniques to solve problems to get optimal solution.
4. Analyze the performance of algorithmic design techniques.
5. Evaluate the efficiency of alternative solutions derived for a problem by applying various algorithmic design techniques.
6. Understand P, NP, NP-Hard, NP-Completeness and Reducibility.

**UNIT - I**

**Introduction:** Characteristics of algorithm. **Analysis of algorithm:** Asymptotic analysis of complexity bounds – best, average and worst-case behavior. Performance measurements of Algorithm, Time and space trade-offs. **Divide and Conquer:** The general method. **Analysis of recursive algorithms through recurrence relations:** Substitution method, Recursion tree method and Masters’ theorem.

**UNIT - II**

**Greedy Algorithms:** The general method, Knapsack Problem, Huffman Codes, Job scheduling with deadlines. **Dynamic Programming:** The general method, 0/1 Knapsack, Travelling Salesman Problem, Matrix chain multiplication, Longest Common subsequence, Optimal Binary search tree.

**UNIT - III**

**Backtracking:** The general Method, 8-Queens Problem, Graph Coloring and Hamiltonian Cycle. **Branch-and-Bound:** The general method, FIFO branch and bound, LC branch and bound, 0/1 Knapsack Problem, Travelling Salesperson problem.

**UNIT - IV**

**Graph Algorithms: Applications of DFS:** Bi-Connected components, strongly connected components, topological sorting. **Shortest Path Algorithms:** Dijkstra’s, Bellman-Ford, Floyd-Warshall and Johnson’s algorithms. **Minimum Spanning Tree Algorithms:** Prim’s and Kruskal’s.

**UNIT - V**

**Theory of NP-Completeness:** Polynomial time, Polynomial time verification, P, NP, NP-hard and NP-Complete classes, NP-Completeness and Reducibility. **Standard NP-Complete Problems and Reduction Techniques:** The Clique Problem, vertex-cover and Subset Sum Problem.

**Text Books:**

1. Thomas H Cormen, Charles E Lieserson, Ronald L Rivest and Clifford Stein, “Introduction to Algorithms”, MIT Press/McGraw-Hill, 3rd Edition, 2009.


2. E. Horowitz, Sartaj Sahni and Sanguthevar Rajasekaran, "Fundamentals of Computer Algorithms", Universities Press, 2008.

**Suggested Reading:**

1. Michael T Goodrich and Roberto Tamassia, "Algorithm Design: Foundations, Analysis", and Internet Examples, Wiley Second Edition.

**Online Resources:**

1. <https://nptel.ac.in/courses/106101060/>

  
Professor and Head Department  
Department of Computer Science & Engineering  
Chaitanya Charathi Institute of Technology (A)  
Gandipet, Hyderabad-500 075.(T.S.)

**20CSC20****OPERATING SYSTEMS**

Instruction	3 Hours per week
Duration of End Examination	3 Hours
Semester End Examination	60 Marks
Continuous Internal Evaluation	40 Marks
Credits	3

**Prerequisites:** Computer Architecture and Programming Fundamentals.

**Course Objectives:** The objectives of this course are,

1. Should be able to describe the operating system service, and the design of an operating system.
2. To understand the structure and organization of the file system, process synchronization, process scheduling, system calls and different approaches to memory management.
3. To understand about the cloud infrastructures and technologies.

**Course Outcomes:** On successful completion of the course, students will be able to,

1. Identify the basics of an operating systems and its major components.
2. Understand the concepts related to process synchronization and deadlocks.
3. Distinguish various memory management techniques.
4. Interpret various threats and defense mechanisms used to protect the system.
5. Evaluate various file allocation methods.
6. Apply security as well as recovery features in the design of algorithms.

**UNIT - I**

**Concepts of Operating Systems:** Computer System over view, concept of an operating system, Types of operating systems, general system architecture, system components, operating system services, system calls, system programs, approaches to OS design and implementation: Micro-kernel, Layered, Kernel Approach.

**UNIT - II**

**Processes and Threads:** Concept of process, process states, process state transitions, process control block, operations on processes, concurrent processes, mutual exclusion and synchronization, principles of deadlocks, integrated deadlocks strategy, scheduling levels, scheduling criteria, algorithms, Inter Process Synchronization, Inter Process Communication, Linux IPC Mechanisms, RPC, RPC exception handling, Security issues.

**UNIT - III**

**Memory Management and Data Management:** Logical and physical address space, storage allocation and management techniques, swapping concept of multi-programming, paging, segmentation, virtual storage management strategies, demand paging, page replacement algorithms, thrashing, File organization, record blocking, access methods, directory structure, protection file system structure, allocation methods, free space management, directory implementation, disk structure, disk scheduling, disk management, buffering, swap space management, RAID levels.

**UNIT - IV**

**OS Security:** Types of threats in OS, basic security mechanisms, understanding the threats, malware taxonomy, viruses, worms, rootkits; Defense: overview, logging, auditing, and recovery, OS-level memory protection.

**UNIT - V**

**Case studies and OS Abstractions:** Linux/Unix OS design and architecture, Unix shell, Unix OS services, user perspective, representation of files in Unix, system processes and their structure, I/O system, memory management in Unix. Processes management, file management, IPC and network related system calls.

**Text Books:**

1. Galvin, Silberschatz, "Operating system Concepts", 10<sup>th</sup> Edition, John Wiley & Sons, 2018.
2. Dhananjay Dhamdhare, "Operating Systems-A Concept Based Approach", 3rd Edition, McGraw Hill Education, 2017.

**Suggested Reading:**

1. Ekta Walia, "Operating System Concepts", Khanna Book Publishing, 2020.
2. William Stallings, "Operating Systems Internals and Design Principles", Pearson Edition, 2012.
3. Charles Crowley, "Operating Systems –A Design Oriented Approach", McGraw Hill Education, 2017.
4. Andrew S. Tanenbaum, Albert S Woodhull, "Operating systems Design and Implementation", Pearson Edition, 2009.



Professor and Head Department  
Department of Computer Science & Engineering  
Chaitanya Bharathi Institute of Technology (A)  
Gandipet, Hyderabad-500 075.(T.S.)

**20CIC03****IOT DEVELOPMENT, APPLICATIONS AND PRACTICE**

Instruction	3 Hours per week
Duration of End Examination	3 Hours
Semester End Examination	60 Marks
Continuous Internal Evaluation	40 Marks
Credits	3

**Pre-requisites:** Computer Architecture and Micro Processor, Programming for Problem Solving.

**Course Objectives:** The objectives of this course are to

1. Understand the basics of IoT.
2. Impart necessary and practical knowledge in Internet of Things.
3. Develop skills required to build real-time IoT based projects.

**Course Outcomes:** On successful completion of the course, students will be able to

1. Understand Internet of Things, its hardware and software components.
2. Illustrate working of I/O devices, sensors & communication module.
3. Compare communication protocols in IoT.
4. Explore fundamentals of IoT Data Analytics and Supporting Services.
5. Organize and Analyze IoT data.
6. Develop real time IoT based projects.

**UNIT – I**

**Introduction to IoT:** IoT-An Architectural Overview – Building an architecture, Main design principles and needed capabilities.

**IoT Architecture:**-State of the Art – Introduction, State of the art, Reference Model and architecture.

**UNIT – II**

**Elements of IoT:** Basics of networking, sensors, actuators, computing devices, software, data management and processing environment and Security issues, Computing (Arduino, Raspberry Pi), Communication modules, I/O interfaces, Programming API's.

**UNIT – III**

**IoT data protocols:** MQTT, CoAP, AMQP, DDS, HTTP, WebSocket.

**Network Protocols for IoT:** 6LowPAN, RPL, IPV6, WiFi, Bluetooth, ZigBee, Z-Wave, LoRaWan, MQTT, XMPP.

**UNIT – IV**

**Data Analytics:** Introduction, Structured versus Unstructured Data, Data in Motion versus Data at Rest, IoT Data Analytics Challenges, Data Acquisition and Organization in IoT.

**Supporting Services:** Computing using a Cloud Platform for IoT Applications/Services, Everything as a service and Cloud Service Models.

**UNIT – V**

**IoT Case Studies:** IoT case studies based on Industrial automation, Transportation, Agriculture, Healthcare and Home Automation.

**Text Books:**

1. Jan Holler, Vlasios Tsiatsis, Catherine Mulligan, Stefan Avesand, Stamatis Karnouskos, David Boyle, "From Machine-to-Machine to the Internet of Things: Introduction to a New Age of Intelligence", 1st Edition, Academic Press, 2014
2. Jeeva Jose, "Internet of Things", Khanna Publishing House, Delhi, 2018
3. Arshdeep Bahga and Vijay Madisetti, "Internet of Things: A Hands-on Approach", Universities Press, 2014.



Professor and Head Department  
Department of Computer Science & Engineering  
Chaitanya Bharathi Institute of Technology (A)  
Gandipet, Hyderabad-500 075.(T.S.)



4. IoT Fundamentals: Networking Technologies, Protocols and Use Cases for Internet of Things, David Hanes, Gonzalo Salgueiro, Patrick Grossetete, Rob Barton and Jerome Henry, Cisco Press, 2017

**Suggested Reading:**

1. Dr. SRN Reddy, Rachit Tirnkral and Manasi Mishra, "Introduction to Internet of Things: A practical Approach", ETI Labs, 2018.
2. Adrian McEwen, "Designing the Internet of Things", Wiley, 2013.
3. Raj Kamal, "Internet of Things: Architecture and Design", McGraw Hill, 2017.
4. Cuno Pfister, "Getting Started with the Internet of Things", O Reilly Media, 2011.

**Online Resources:**

1. Li Da Xu, Wu He, and Shancang Li, "Internet of Things in Industries: A Survey", IEEE Transactions on Industrial Informatics, Vol. 10, No. 4, Nov. 2014.
2. T. Winter, P. Thubert, A. Brandt, J. Hui, R. Kelsey, P. Levis, K. Pister, R. Struik, JP. Vasseur, R. Alexander, "RPL: IPv6 Routing Protocol for Low-Power and Lossy Networks", IETF, Standards Track, Mar. 2012.
3. Z. Shelby, K. Hartke, C. Bormann, "The Constrained Application Protocol (CoAP)", Internet Engineering Task Force (IETF), Standards Track, 2014.
4. L.Fenzel, "What's The Difference Between IEEE 802.15.4 And ZigBee Wireless?", Electronic Design (Online), Mar. 2013.
5. S. N. Das and S. Misra, "Information theoretic self-management of Wireless Sensor Networks", Proceedings of NCC 2013.
6. F. Luo et al., "A Distributed Gateway Selection Algorithm for UAV Networks," in IEEE Transactions on Emerging Topics in Computing, vol. 3, no. 1, pp. 22-33, March 2015.
7. [https://onlinecourses.nptel.ac.in/noc19\\_cs31/](https://onlinecourses.nptel.ac.in/noc19_cs31/)
8. <https://www.nabto.com/guide-iot-protocols-standards/>



Professor and Head Department  
Department of Computer Science & Engineering  
Chaitanya Bharathi Institute of Technology (A)  
Gandipet, Hyderabad-500 075.(T.S.)

**20CIC04****COMPUTER NETWORKS**

Instruction	3 Hours per week
Duration of End Examination	3 Hours
Semester End Examination	60 Marks
Continuous Internal Evaluation	40 Marks
Credits	3

**Pre-requisites:** Programming for Problem Solving, Data Structures.

**Course Objectives:** The objectives of this course are to

1. Understand the principles of data communication and organization of computer networks.
2. Analyze various routing protocols and congestion control algorithms.
3. Study the functions of transport layer and various application layer protocols.

**Course Outcomes:** On successful completion of the course, students will be able to

1. Understand the communication protocol suites like ISO-OSI and TCP/IP.
2. Illustrate Data Communications System and its components.
3. Analyze various routing protocol, congestion control algorithms.
4. Distinguish the internet protocols like IP, ICMP, IGMP, BGP, OSPF, and DHCP.
5. Understand the transport layer protocols like TCP, UDP and SCTP.
6. Identify the functions of application layer protocols like HTTP, WWW, DNS, Email protocols and SFTP.

**UNIT - I**

**Introduction:** Data communication, network types and models, TCP/IP and OSI Protocol Suite, transmission media (wired and wireless), switching.

**UNIT - II**

**Data Link Layer:** Design issues, error detection and correction, elementary data link protocols, sliding window protocols, multiple access protocols, HDLC, Point to Point Protocol.

**LAN:** Wired LAN, wireless LAN -802.11, 802.15 and Virtual LAN.

**UNIT - III**

**Network Layer:** Network layer design issues, routing algorithms, IPV4, IPV6, Internet, network layer protocols -ICMP, IGMP and DHCP.

**UNIT - IV**

**Transport Layer:** Process to Process Communication, User Datagram Protocol (UDP), Transmission Control Protocol (TCP), SCTP, congestion control, RTT, RTCP, Congestion control techniques, quality of service.

**UNIT - V**

**Application Layer:** Domain Name Space (DNS), EMAIL, SNMP, SSH, SFTP, WWW, HTTP, Firewalls.

**Text Books:**

1. Behrouz A. Forouzan, "Data communication and Networking", Tata McGraw– Hill, 5th Edition, 2017.
2. S. Tanenbaum, "Computer Networks", Pearson Education, Fifth Edition, 2013
3. William Stallings, "Data and Computer Communication", Eighth Edition, Pearson Education, 2007.

**Suggested Reading:**

1. Larry L.Peterson, Peter S. Davie, "Computer Networks", Elsevier, Fifth Edition, 2012.
2. James F. Kurose, Keith W. Ross, "Computer Networking: A Top–Down Approach Featuring the Internet", Pearson Education, 2005.

**Online Resources:**

1. <https://nptel.ac.in/courses/106/105/106105081/>
2. <https://nptel.ac.in/courses/106/106/106106091/>



**Professor and Head Department**  
**Department of Computer Science & Engineering**  
**Chaitanya Bharathi Institute of Technology (A)**  
**Gandipet, Hyderabad-500 075.(T.S.)**

**20CIE01****LINUX KERNEL INTERNALS AND PROGRAMMING  
(Professional Elective – I)**

Instruction	3 Hours per week
Duration of End Examination	3 Hours
Semester End Examination	60 Marks
Continuous Internal Evaluation	40 Marks
Credits	3

**Pre-requisites:** Programming for Problem Solving.

**Course Objectives:** The objectives of this course are to

1. Acquaint with Linux kernel internals, system commands and tools.
2. Understand Linux systems programming in-depth.
3. Learn various standards and libraries in the Linux community.
4. Use of various applications on Linux platform.
5. Implement different system calls in the Linux platform.

**Course Outcomes:** On successful completion of the course, students will be able to

1. Understand fundamental concepts of Linux kernel.
2. Apply system programming concepts and its library functions.
3. Analyze memory management and system administration.
4. Create multithreaded programs using POSIX threads.
5. Work with file management and system management.

**UNIT - I**

Fundamental Concepts. The Kernel. The Shell. Users and Groups. Directory Hierarchy, Links and Files. File I/O Model. Programs. Processes. Memory Mappings. Static and Shared Libraries. Inter-process Communication and Synchronization. Signals. Threads. Process Groups and Shell Job Control. Sessions, Controlling Terminals, and Controlling Processes. Pseudo-terminals. Date and Time. Client-Server Architecture. Real-time. The /proc File System.

**UNIT - II**

System Programming Concepts. System Calls. Library Functions. The Standard C Library -GNU C library (glibc). Handling Errors from System Calls and Library Functions. Example Programs. Processes and Programs. Process Creation. Overview of fork(), exit(), wait() and execve(). Using fork(), vfork() and clone(). Race conditions after fork(). Avoiding Race conditions. Process Termination: \_exit() and exit(). Exit Handlers. Interaction between fork(), stdio Buffers and \_exit(). Monitoring Child Processes. Waiting on Child: wait(), waitid(), wait3() and wait4(), system calls. Orphans and Zombies.

**UNIT - III**

Memory Layout of a Process. Virtual Memory Management. The Stack and Stack Frames. Environment List. Memory Allocation. Allocating Memory on the Heap. Allocating Memory on the Stack. Process Credentials. Real User ID and Real Group ID. Effective User ID and Effective Group ID. Set-User-ID and Set-Group-ID Programs. File-System User ID and File-System Group ID. The /proc File System.

**UNIT - IV**

Signals Fundamentals. Signal Types and Default Actions. Introduction to Signal Handlers. Designing Signal Handlers. SIGCHLD Signal. Handler for SIGCHLD. Threads Introductions. Pthreads API. Creation and Termination. Joining and Detaching. Thread Synchronization. Mutexes and Condition Variables. Thread Safety. Thread Stacks. Threads and Signals. Threads and Process Control. Thread Implementation Models.

**UNIT - V**

The Universal I/O Model. Overview. Universality of I/O. Opening, Reading, Writing and Closing files. Operations outside the universal I/O Model: ioctl(). Atomicity and Race Conditions. File Control Operations: fcntl(). Relationship between File Descriptors and Open Files. Duplicating File Descriptors. File I/O at Specified Offset. Scatter-Gather I/O: readv() and writev(). Truncating a File: truncate() and ftruncate(). Nonblocking I/O. I/O on Large Files. The /dev/fd Directory. Creating Temporary Files. Fundamentals of Shared Libraries. Object Libraries. Static Libraries. Overview. Creating and Using Shared Libraries. Working with Shared Libraries.




Installing Shared Libraries. Upgrading Shared Libraries. Dynamically Loaded Libraries. Preloading Shared Libraries.

**Text Books:**

1. Michael Kerrisk, "The Linux Programming Interface: a Linux and UNIX system programming handbook", Publisher: No Starch Press, 2010 ISBN-13: 978-1-59327-220-3.
2. Daniel P. Bovet, Marco Cesati, "Understanding the Linux Kernel", 3rd Edition Publisher: O'Reilly Pub Date: November 2005 ISBN: 0-596-00565-2 Pages: 942.

**Online Resources:**

1. <https://docs.kernel.org/>
2. <https://man7.org/tlpi>

  
Professor and Head Department  
Department of Computer Science & Engineering  
Chaitanya Bharathi Institute of Technology (A)  
Gandipet, Hyderabad-500 075.(T.S.)

**20CIE02****IMAGE PROCESSING  
(Professional Elective – I)**

Instruction	3 Hours per week
Duration of End Examination	3 Hours
Semester End Examination	60 Marks
Continuous Internal Evaluation	40 Marks
Credits	3

**Pre-requisites:** Problem Solving, Linear Algebra, Calculus.

**Course Objectives:** The objectives of this course are to

1. Introduce the concepts of image processing and basic analytical methods to be used in image processing.
2. Comprehend the relation between human visual system, machine perception and processing of digital images.
3. Provide a detailed approach towards image processing like enhancement techniques.
4. Familiarize with image enhancement and restoration techniques.
5. Explain different image compression and morphological processing techniques.

**Course Outcomes:** On successful completion of the course, students will be able to

1. Explain the basic principles of image processing and its significance in real world.
2. Interpret various types of images and applies image transformations.
3. Evaluate various approaches for image segmentation and image restoration.
4. Define image processing methods and recognize morphological image processing techniques.
5. Recognize image compression and comprehend image compression techniques in both domains.
6. Apply image processing algorithms for real world problems.

**UNIT – I**

**Digital Image Fundamentals & Image Transforms:** Digital Image Fundamentals, Sampling and Quantization, Relationship between Pixels. **Image Transforms:** 2-D FFT, Properties, Walsh Transform, Hadamard Transform, Discrete Cosine Transform, Haar Transform, Slant Transform, Hotelling Transform.

**UNIT – II**

**Image Enhancement (Spatial Domain):** Introduction, Image Enhancement in Spatial Domain, Enhancement through Point Processing, Types of Point Processing, Histogram Manipulation, Linear and Non – Linear Gray Level Transformation, Local or Neighborhood criterion, Median Filter, Spatial Domain High-Pass Filtering. **Image Enhancement (Frequency Domain):** Filtering in Frequency Domain, Low Pass (Smoothing) and High Pass (Sharpening) Filters in Frequency Domain.

**UNIT – III**

**Image Restoration:** Degradation Model, Algebraic Approach to Restoration, Inverse Filtering, Least Mean Square Filters, Constrained Least Squares Restoration, Interactive Restoration. **Image Segmentation:** Detection of Discontinuities, Edge Linking and Boundary Detection, thresholding, Region Oriented Segmentation.

**UNIT – IV**

**Morphological Image Processing:** Basics, Dilation and Erosion: Dilation, Structuring Element Decomposition, Erosion, Combining Dilation and Erosion, Opening and Closing, Hit or Miss Transformation. Boundary Detection, Hole filling, Connected components, convex hull, thinning, thickening, skeletons, pruning, Geodesic Dilation, Erosion, Reconstruction by dilation and erosion.

**UNIT – V**

**Image Compression:** Redundancies and their Removal Methods, Fidelity Criteria, Image Compression Models, Huffman and Arithmetic Coding, Error Free Compression, Lossy Compression, Lossy and Lossless Predictive Coding, Transform Based Compression, JPEG 2000 Standards.

**Text Books:**

1. Rafael C. Gonzalez, Richard E. Woods, "Digital Image Processing", Pearson 4th Edition, 2018.
2. S Jayaraman, S Esakkirajan, T Veerakumar, "Digital Image Processing", McGraw Hill Education, 2010.

**Suggested Reading:**

1. Scotte Umbaugh, "Digital Image Processing and Analysis: Human and Computer Vision Application with using CVIP Tools", CRC Press, 2nd Ed, 2011.
2. Rafael C. Gonzalez, Richard E Woods and Steven L. Eddings, "Digital Image Processing using MATLAB", McGraw Hill Education, 2nd Edition, 2010.
3. Somka, Hlavac, Boyle, "Digital Image Processing and Computer Vision", Cengage Learning (Indian edition) 2008.
4. Adrian Andrew Low, "Introductory Computer Vision Imaging Techniques and Solutions", BS Pub, Second Edition, 2008.



Professor and Head Department  
Department of Computer Science & Engineering  
Chaitanya Charathi Institute of Technology (A)  
Gandipet, Hyderabad-500 075.(T.S.)

**20CIE03****ARTIFICIAL INTELLIGENCE AND MACHINE LEARNING  
(Professional Elective – I)**

Instruction	3 Hours per week
Duration of End Examination	3 Hours
Semester End Examination	60 Marks
Continuous Internal Evaluation	40 Marks
Credits	3

**Pre-requisites:** Linear Algebra and Calculus, Object Oriented Programming, Data Structures.

**Course Objectives:** The objectives of this course are to

1. Provide basics skills for design and analyze AI Algorithms.
2. Enable learning and working with various AI tools.
3. Acquaint advanced AI techniques and concepts to work on real-life data sets to form decision trees and clusters.
4. Learn various classification techniques.
5. Introduce basic concepts and techniques in ML algorithms.

**Course Outcomes:** On successful completion of the course, students will be able to

1. Understand the significance of AI and Tools.
2. Apply regression and classification concepts to real-world problems.
3. Perform clustering operations using appropriate algorithms.
4. Implement AI concepts using Python.
5. Perform predictive analysis using ML algorithms.
6. Understand the fundamentals of Deep Learning and Neural Networks.

**UNIT - I**

**Principles of Artificial Intelligence:** Introduction to AI & ML, Real world problems, Fields and applications of AI, AI Tools and E-Learning Models, role of Python in AI, brief introduction to NumPy library, Python for Game AI. Breadth First and Depth First Search.

**UNIT - II**

**Heuristics:** Tic-Tac-Toe, Path-finding with A\* Algorithm, A\* Algorithm, Game AI with Alpha-Beta Pruning.

**UNIT - III**

**Regression:** Linear Regression with one variable, fitting model on data with Scikit-Learn, linear Regression with multiple variables, preparing data for Protection, Polynomial and Support Vector Regression.

**UNIT - IV**


**Classification:** Fundamentals of Classification, KNN, SVM, Introduction to Decision Trees, Entropy, Gini Index, Precision and Recall, Random Forest classifier.

**UNIT - V**

**Clustering:** Introduction, K-Means algorithm, Mean Shift Algorithm, Deep Learning with Neural Networks: TensorFlow for Python, Introduction to Neural Networks, Forward and Backward Propagation, training the TensorFlow Model, Deep Learning.

**Text Books:**

1. Zsolt Nagy, “Artificial Intelligence and Machine Learning Fundamentals”, Packt Publishing Limited, 2018.
2. Dr. Venkat Nagendra, “Fundamentals AI & ML”, AkiNik Publications, 2021.
3. Dr. Dheeraj Malhotra, “Basics of Artificial Intelligence and Machine Learning”, Notion Press, 2019.

  
**Kanaden**  
 Professor and Head Department  
 Department of Computer Science & Engineering  
 Chaitanya Bharathi Institute of Technology (A)  
 Gandipet, Hyderabad-500 075.(T.S.)



**20CSE05****OPTIMIZATION TECHNIQUES  
(Professional Elective – I)**

Instruction	3 Hours per week
Duration of End Examination	3 Hours
Semester End Examination	60 Marks
Continuous Internal Evaluation	40 Marks
Credits	3

**Pre-requisites:** Mathematical Foundation for Data Science and Security.

**Course Objectives:** The objectives of this course are,

1. To identify and develop optimization techniques from the verbal description of real system.
2. To learn different techniques to get optimum solution LPP.
3. To understand the Mathematical representations that are needed to solve optimization problem.
4. To analyze the results of the different real-world problems.
5. To construct network and find critical path using network scheduling technique

**Course Outcomes:** On Successful completion of this course, student will be able to,

1. Calculate the optimum values for given objective function by LPP.
2. Solve the solution for maximize the profit with minimum cost by Transportation problem.
3. Determine the optimum feasible solution for assignment and travelling salesman problems and computing the optimal solution for Job sequencing models.
4. Compute the optimum values for given objective function by IPP and optimal strategy for games.
5. Identify critical path using network scheduling.

**UNIT - I**

**Introduction to Operations Research:** Basics definitions, objectives, models, application and limitations. Linear Programming (LP) - Mathematical Formulation of LP problem, Graphical Method, Some Exceptional Cases, Simplex Method - Introduction, computational procedure, artificial variables technique - big-M method and 2-phase method.

**UNIT - II**

Introduction, Mathematical Formulation of transportation Problem, Balanced / Unbalanced, Minimization / Maximization, Determination of the initial basic feasible solution using (i) North-West Corner Rule (ii) Least cost method & (iii) Vogel's approximation method for balanced & unbalanced transportation problems. Optimality Test & obtaining of optimal solution (Considering per unit transportation cost) using MODI method and steppingstone method.

**UNIT - III**

Introduction, Mathematical Formulation of Assignment Problem, Hungarian method for optimal solution, Solving unbalanced problem, Traveling salesman problem, Sequencing models, Solution of Sequencing Problem – Processing n Jobs through 2 Machines – Processing n Jobs through 3 Machines – Processing 2 Jobs through m machines – Processing n Jobs through m Machines.

**UNIT - IV**

Integer Programming Problem: Introduction, Types of Integer Programming Problems, Gomory's All-IPP Method, All IPP Algorithm, Branch and Bound Technique Game and strategies: Introduction, Game with maximin-minimax principle (Pure Strategies), Game with Mixed Strategies, Dominance Property, Graphical Method for 2 X n or m x 2 Games, Linear Programming Approach for Game Theory.

**UNIT - V**

Construction of Network – Rules & Precautions, C.P.M. & P.E.R.T. Networks, Obtaining of Critical Path, Time estimates for activities, Probability of completion of project, Determination of floats (total, free, independent).

**Text Books:**

1. Kanti Swarup, P. K. Gupta, Man Mohan, "Operations Research", Sultan Chand Publications, 2010.
2. R. Pannervelam, "Operations Research", PHI, 2<sup>nd</sup> Edition, 2016.




Professor and Head Department  
Department of Computer Science & Engineering  
Chaitanya Bharathi Institute of Technology (A)  
Gandipet, Hyderabad-500 075.(T.S.)

**Suggested Reading:**

1. Deb K. "Optimization for Engineering Design Algorithms and Examples", PHI, 2000.
2. Arora J. "Introduction to Optimization Design", Elsevier Academic Press, New Delhi, 2004.
3. Saravanan R. "Manufacturing Optimization through Intelligent Techniques", Taylor & Francis (CRC Press), 2006.
4. Hardley G. "Linear Programming", Narosa Book Distributors Private Ltd., 2002.

**Online Resources:**

1. <https://nptel.ac.in/courses/111105039>
2. <https://nptel.ac.in/courses/105108127>

  
Professor and Head Department  
Department of Computer Science & Engineering  
Chaitanya Bharathi Institute of Technology (A)  
Gandipet, Hyderabad-500 075.(T.S.)

**20CSE12****EMBEDDED SYSTEMS  
(Professional Elective – I)**

Instruction	3 Hours per week
Duration of End Examination	3 Hours
Semester End Examination	60 Marks
Continuous Internal Evaluation	40 Marks
Credits	3

**Pre-requisites:** Computer architecture and microprocessor, Digital logic design, Programming for problem solving.

**Course Objectives:** The objectives of this course are,

1. To be aware of general computing system, embedded system and classification of embedded system.
2. To analyze the core concepts of embedded system and its architecture.
3. To analyze the RTOS for embedded systems.
4. To learn embedded system development environment.
5. To learn to use tools in embedded software development process.

**Course Outcomes:** On successful of the course student will be able to,

1. Understand the basics of embedded systems.
2. Analyze the core concepts of Embedded System and Embedded System Architecture.
3. Design and develop Embedded System hardware and software using Embedded C.
4. Analyze the operating system for embedded systems.
5. Analyze the embedded system development environment and tools used in embedded software development process.

**UNIT - I**

**Introduction to Embedded Systems:** Embedded Systems, Processor embedded into a system, Embedded hardware units and devices in a system, Embedded software in a system, Examples of embedded systems, Design process in Embedded system, Formalization of system design, Design process and design examples (smart card, digital camera, mobile phone), Classification of Embedded Systems, Skills required for embedded system designer.

**UNIT - II**

**Inter process communication and synchronization of processes,** Threads and Tasks. Multiple processes in an application, Multiple threads in an application, Tasks, Task states, Task and data, Clear cut distinction between functions, ISRs and tasks and their characteristics. Concept of semaphores, Shared data, Inter process communication, Signal function, Semaphore functions, Message queue functions, Mailbox functions, Pipe functions, Socket functions, RPC functions.

**UNIT - III**

**Real time operating systems:** OS services, Process management, Timer functions, Event functions, Memory management, Device, File, IO subsystems management, Interrupt routine in RTOS environment and handling of Interrupt source calls, RTOS, RTOS task scheduling models, Interrupt latency, Response of tasks as performance metrics, OS security issues.

**UNIT - IV**

8051 interfacing with displays (LED, 7 segment display, LCD), Switch, Relay, Buzzer, D/A and A/D converters, Stepper motor.

Networked Embedded systems, Serial communication protocols, I2C bus, CAN bus, RS232, Introduction to advanced architectures: ARM and SHARC.

**UNIT - V**

**Embedded software Development process tools:** Introduction to embedded software development process and tools, Host and Target machines, linking and locating software, Getting embedded software into target system, Issues in hardware - software design and Co-design.

**Testing, simulation and debugging techniques and tools:** Testing on host machine, Simulators, Laboratory tools




**Text Books:**

1. Raj Kamal, "Microcontrollers: Architecture, Programming, Interfacing and System Design", Pearson Education India, 2009.

**Suggested Reading:**

1. David E. Simon, "An Embedded Software Primer", Pearson Education, 1999.
2. Wayne Wolf, "Computers as Components: Principles of Embedded Computing System Design", Elsevier, 2008.

  
Professor and Head Department  
Department of Computer Science & Engineering  
Chaitanya Bharathi Institute of Technology (A)  
Gandipet, Hyderabad-500 075.(T.S.)

**20ECO10****FUNDAMENTALS OF WIRELESS COMMUNICATION  
(Open Elective – I)**

Instruction	3 Hours per week
Duration of End Examination	3 Hours
Semester End Examination	60 Marks
Continuous Internal Evaluation	40 Marks
Credits	3

**Prerequisite:** A course on basics of electronics is required.

**Course Objectives:** The objectives of this course are,

1. To familiarize the concepts related to cellular communication and its capacity.
2. To teach students the fundamentals of propagation models and multipath fading.
3. To describe diversity schemes applied in wireless communication and understand the latest Wireless technologies.

**Course Outcomes:** On Successful completion of this course, student will be able to,

1. Understand the overview of Wireless Communication.
2. Relate the cellular concepts like frequency reuse, hand off, coverage and capacity.
3. Analyse the mobile radio propagation with large scale and small scale fading.
4. Select the suitable diversity technique to combat the multipath fading effects.
5. Compare the multiple access techniques and apply to wireless standards.

**UNIT - I**

**An overview of wireless communications:** Roadmap of cellular communications. First-Generation systems. Second-Generation systems. Third-Generation systems, Fourth-Generation systems and Fifth-Generation Systems.

**UNIT - II**

**The Cellular Concept-System Design Fundamentals:** Introduction, Frequency Reuse, Channel Assignment Strategies. Handoff Strategies. Interference and System Capacity. Power Control for Reducing Interference.

**UNIT - III**

**Mobile Radio Propagation:** Large-Scale Path Loss, Introduction to Radio Wave Propagation, Free Space Propagation Model, the Three Basic Propagation Mechanisms, **Small-Scale Fading and Multipath:** Small-Scale Multipath Propagation, Factors Influencing Small-Scale Fading, Doppler Shift, Types of Small-Scale Fading.

**UNIT - IV**


**Diversity Techniques:** Practical Space Diversity Considerations- Selection Diversity, Feedback or Scanning, Maximal Ratio Combining Diversity Equal Gain Combining. **Orthogonal frequency division multiplexing:** Introduction, Principle of OFDM. OFDM transceivers Cyclic prefix, Spectrum of OFDM, Fading mitigation in OFDM. Intercarrier interference.

**UNIT - V**

**Multiple access techniques:** Duplexing: FDD versus TDD. FDMA. TDMA. CDMA. OFDMA. SDMA  
**Wireless Standards:** Global System for Mobile (GSM). GSM Services and Features, GSM System Architecture, GSM Radio Subsystem. GPRS and EDGE- features.


**Text Books:**

1. Theodore S. Rappaport - Wireless Communications Principles and Practice, 2nd Edition, Pearson Education, 2003.
2. Andrea Goldsmith, "Wireless Communications", Cambridge University Press, First Edition, 2005.
3. Ke-Lin Du, Concordia University, Montréal, M. N. S. Swamy- Wireless Communication Systems. From RF Subsystems to 4G Enabling Technologies. April 2010.

  
Professor and Head Department  
Department of Computer Science & Engineering  
Chaitanya Charathi Institute of Technology (A)  
Gandipet, Hyderabad-500 075.(T.S.)

**Suggested Reading:**

1. Sanjay Kumar, "Wireless Communication the Fundamental and Advanced Concepts" River Publishers, Denmark, 2015
2. Andreas F.Molisch - Wireless Communications John Wiley, 2nd Edition, 2006.
3. Wireless Communications and Networking, Vijay Garg, Elsevier Publications, 2007.



Professor and Head Department  
Department of Computer Science & Engineering  
Chaitanya Bharathi Institute of Technology (A)  
Gandipet, Hyderabad-500 075.(T.S.)

20EEO05

**WASTE MANAGEMENT  
(Open Elective – I)**

Instruction	3 Hours per week
Duration of End Examination	3 Hours
Semester End Examination	60 Marks
Continuous Internal Evaluation	40 Marks
Credits	3

**Course Objectives:** The objectives of this course are,

1. To imbibe the concept of effective utilization of any scrap.
2. To become familiar with the processes of all disciplines of engineering.
3. To learn the technique of connectivity from waste to utility.

**Course Outcomes:** On Successful completion of this course, student will be able to,

1. Categorize the waste based on the physical and chemical properties.
2. Explain the Hazardous Waste Management and Treatment process.
3. Illustrate the Environmental Risk Assessment, methods, mitigation and control.
4. Interpret the Biological Treatment of Solid and Hazardous Waste.
5. Identify the waste disposal options, describe the design and construction, Operation, Monitoring, Closure of Landfills.

**UNIT - I**

**Introduction to waste management and Municipal Solid Waste Management:** Classification of waste: Agro based, Forest residue, Industrial waste, e-Waste, Municipal Solid Waste Management: Fundamentals Sources, composition, generation rates, collection of waste, separation, transfer and transport of waste, treatment and disposal options.

**UNIT - II**

**Hazardous Waste Management and Treatment:** Hazardous Waste Identification and Classification, Hazardous Waste Management: Generation, Storage and collection, Transfer and transport, Processing, Disposal, Hazardous Waste Treatment: Physical and Chemical treatment, Thermal treatment, Biological treatment, Pollution Prevention and Waste Minimisation, Hazardous Wastes Management in India.

**UNIT - III**

**Environmental Risk Assessment:** Defining risk and environmental risk, Parameters for toxicity quantification, Types of exposure, Biomagnifications, Effects of exposure to toxic chemicals, risk analysis and risk matrix, methods of risk assessment, mitigation and control of the risk, case studies.

**UNIT - IV**

**Biological Treatment:** Solid and Hazardous Waste Composting; bioreactors; anaerobic decomposition of solid waste; principles of biodegradation of toxic waste; inhibition; co-metabolism; oxidative and reductive processes; slurry phase bioreactor; in-situ remediation.

**UNIT - V**


**Waste Disposal:** Key Issues in Waste Disposal, Disposal Options and Selection Criteria: Disposal options, Selection criteria, Sanitary Landfill: Principle, Landfill processes, Landfill Gas Emission: Composition and properties, Hazards, Migration, Control, Leachate Formation: Composition and properties. Leachate migration, Control, Treatment, Environmental Effects of Landfill, Landfill Operation Issues, Design and construction, Operation, Monitoring, Closure of Landfills - Landfill Remediation, national and International Waste management programs.

**Text Books:**

1. John Pichtel "Waste Management Practices", CRC Press, Taylor and Francis Group 2005.
2. LaGrega, M.D. Buckingham, P.L. and Evans, J.C. Hazardous "Waste Management", McGraw Hill International Editions, New York, 1994.
3. Richard J. Watts, Hazardous "Wastes - Sources, Pathways, Receptors", John Wiley and Sons, New York, 1997.

**Suggested Reading:**

1. Basics of Solid and Hazardous Waste Mgmt. Tech. by KantiL.Shah 1999, Prentice Hall.
2. Solid and Hazardous Waste Management 2007 by S.C.Bhatia Atlantic Publishers & Dist.



Professor and Head Department  
Department of Computer Science & Engineering  
Chaitanya Bharathi Institute of Technology (A)  
Gandipet, Hyderabad-500 075.(T.S.)



20MEO09

**ORGANIZATIONAL BEHAVIOUR**  
(Open Elective – I)

Instruction	3 Hours per week
Duration of End Examination	3 Hours
Semester End Examination	60 Marks
Continuous Internal Evaluation	40 Marks
Credits	3

**Course Objectives:** The objectives of this course are,

1. Define basic organizational behavior principles and analyze how these influence behavior in the work place.
2. Analyze the influence of perceptions and personality on individual human behavior in the work place.
3. Discuss the theories of Motivation and Leadership.
4. Provide knowledge on different organizational structures; and concepts of culture, climate and organizational development and make the students familiarize with individual behavior.
5. Describe the interpersonal and their intrapersonal reactions within the context of the group and also demonstrate effective communication and decision making skills in small group settings.

**Course Outcomes:** On Successful completion of the course, students will be able to

1. Understand Organizational Behavioral principles and practices.
2. Compare various organizational designs and cultures enabling organizational development.
3. Apply motivational theories and leadership styles in resolving employee,s problems and decision making processes.
4. Understand the group dynamics, communication network, skills needed to resolve organizational conflicts.
5. Analyze the behavior, perception and personality of individuals and groups in organizations in terms of the key factors that influence organizational behavior.

**UNIT – I**

**Introduction:** Organizational behaviour, nature and levels of organizational behavior, individuals in organization, individual differences , personality and ability, the big 5 model of personality , organizationally relevant personality traits, the nature of perception , characteristics of the perceiver, target and situation, perceptual problems.

**UNIT – II**

**Organization structure:** Organizational designs and structures, traditional and contemporary organizational designs, organizational culture and ethical behavior , factors shaping organizational culture, creating an ethical culture, concepts, organizational climate, organization conflict, and organization development.

**UNIT – III**


**Motivation and leadership:** Motivation, early and contemporary theories of motivation, leadership, early and contemporary approaches to leadership.

**UNIT – IV**

**Group dynamics:** Groups and group development, turning groups into effective teams, managing change , process, types and challenges, communicating effectively in organizations, communication process, barriers to communication, overcoming barriers to communication, persuasive communication, communication in crisis situations.

**UNIT – V**

**Power, Politics, Conflict and Negotiations:** Power, politics, conflict and negotiations, sources of individual, functional and divisional power, organizational politics conflict, causes and consequences, Pondy,s model of organizational conflict, conflict resolution strategies.


  
 Professor and Head Department  
 Department of Computer Science & Engineering  
 Chaitanya Charathi Institute of Technology (A)  
 Gandipet, Hyderabad-500 075,(T.S.)

**Text Books:**

1. Jennifer George and Gareth Jones, "Understanding and Managing Organizational Behavior", Pearson Education Inc., 2012.
2. Jon L Pierce and Donald G. Gardner, "Management and Organizational behavior", Cengage Learning India (P) Limited, 2001.
3. Richard Pettinger, "Organizational Behaviour", Routledge, 2010.

**Suggested Reading:**

1. Stephen P. Robbins, Jennifer George and Gareth Jones, "Management and Organizational Behaviour", Pearson Education Inc., 2009.
2. John Schermerhorn, Jr., James G. Hunt and Richard N. Osborn, "Organizational Behaviour", 10<sup>th</sup> edition, Wiley India Edition, 2009.

  
Professor and Head Department  
Department of Computer Science & Engineering  
Chaitanya Bharathi Institute of Technology (A)  
Gandipet, Hyderabad-500 075.(T.S.)

20MTO03

**QUANTUM COMPUTING**  
(Open Elective – I)

Instruction	3 Hours per week
Duration of End Examination	3 Hours
Semester End Examination	60 Marks
Continuous Internal Evaluation	40 Marks
Credits	3

**Course Objectives:** The objectives of this course are,

1. To learn Quantum bits and compute mathematical foundation
2. To understand the evaluation of the quantum bits.
3. To learn Quantum operations by building blocks of Quantum programming
4. To know the basics of Quantum logic gates and circuits
5. To learn Quantum Algorithms by various Techniques.

**Course Outcomes:** On Successful completion of the course, students will be able to

1. Compute basic mathematical operations on Quantum bits.
2. Execute Quantum operations of Quantum computing
3. Built quantum programs
4. Develop quantum Logical gates and circuits.
5. Develop the quantum algorithm

**UNIT - I**

**Math Foundation for Quantum Computing:** Introduction of Vector Space, Subspaces, Basis and Finite Dimensions. Vectors and orthogonality, inner product and Outer product and Hilbert Spaces. Formation of Matrices by Linear Transformation. Linear Independent and dependent Vectors. Unitary operators and projectors, Eigen values and Eigen Vectors.

**UNIT – II**

**Introduction to Quantum Computing:** Quantum Mechanics (Huygens wave theory ,Photo electric effect De-Broglie hypothesis and Heisenberg’s uncertainty Principle), Origin of Quantum Computing, Overview of major concepts in Quantum Computing ,Qubits and multi-qubits states, Bra-ket notation, Quantum Superposition Motivation for Studying Quantum Computing, Major players in the industry (IBM, Microsoft, Rigetti, D-Wave.

**UNIT – III**

**Building Blocks for Quantum Program:** Block sphere representations, Multi-qubits, Inner and outer product of Multiple of qubits, Tensor product, Quantum Entanglement, Quantum Teleportation (EPR Model) and Bell State.

**UNIT – IV**

**Quantum Logical gates and Circuits:** Pauli, Hadamard, Phase shift, controlled gates, AND, OR and NAND gate, C-Not, CCNOT gate Introduction of Fourier Transform and Discrete Fourier transform.

**UNIT – V**


**Quantum Algorithms:** Z-Transform. Basic techniques exploited by quantum algorithms (Amplitude amplification, Quantum Fourier Transform, Quantum Phase estimation, Quantum walks), Major Algorithms (Shore’s Algorithm, Grover’s Algorithm, Deutsch’s Algorithm, Deutsch-Jozsa Algorithm).

**Text Books:**

1. David McMahon, “Quantum Computing Explained”, Wiley-IEEE Computer Society Pr., 2008.

**Suggested Reading:**

1. Michael A. Nielsen, “Quantum Computation and Quantum Information”, Cambridge University Press, 2010.

  
 Professor and Head Department  
 Department of Computer Science & Engineering  
 Chaitanya Bharathi Institute of Technology (A)  
 Gandipet, Hyderabad-500 075.(T.S.)

**20BTO04****BIOINFORMATICS  
(Open Elective – I)**

Instruction	3 Hours per week
Duration of End Examination	3 Hours
Semester End Examination	60 Marks
Continuous Internal Evaluation	40 Marks
Credits	3

**Prerequisites:** The school level basic knowledge in Fundamental science is required.

**Course Objectives:** The objectives of this course are,

1. To provide elementary knowledge in biology and bioinformatics and biological information available to a biologist on the web and learn how to use these resources on their own.
2. To learn the fundamentals of biological databases, Sequence analysis, data mining, sequence alignment and phylogenetics.
3. To learn methods for determining the predicting gene and protein.

**Course Outcomes:** On Successful completion of the course, students will be able to

1. Explain the basic concepts of biology and bioinformatics.
2. Identify various types of biological databases used for the retrieval and analysis of the information.
3. Explain the sequence analysis and data mining.
4. Discuss the methods used for sequence alignment and construction of the phylogenetic tree.
5. Describe the methods used for gene and protein structure prediction.

**UNIT - I**

**Introduction And Basic Biology:** Bioinformatics- Introduction, Scope and Applications of Bioinformatics; Basics of DNA, RNA, Gene and its structure, Protein and metabolic pathway; Central dogma of molecular biology; Genome sequencing, Human Genome Project.

**UNIT - II**

**Biological Databases:** Introduction to Genomic Data and Data Organization, types of databases, biological databases and their classification, Biological Databases - NCBI, SWISS PROT/Uniport, Protein Data Bank, Sequence formats; Information retrieval from biological databases; Data mining of biological databases.

**UNIT - III**

**Sequence Analysis and Data Mining:** Scoring matrices, Amino acid substitution matrices- PAM and BLOSUM; Gap, Gap penalty; Database similarity searching - BLAST, FASTA algorithms to analyze sequence data, FASTA and BLAST algorithms comparison; Data Mining- Selection and Sampling, Pre-processing and Cleaning, Transformation and Reduction, Data Mining Methods, Evaluation, Visualization, Designing new queries, Pattern Recognition and Discovery, Text Mining Tools.

**UNIT - IV**

**Sequence Alignment And Phylogenetics:** Sequence Alignment – Local and Global alignment; Pairwise sequence alignment – Dynamic Programming method for sequence alignment - Needleman and Wunsch algorithm and Smith Waterman algorithm. Multiple sequence alignment - Methods of multiple sequence alignment, evaluating multiple alignments, applications of multiple sequence alignment. Concept of tree, terminology, Methods of phylogenetic analysis, tree evaluation – bootstrapping, jackknifing.

**UNIT - V****Macromolecular Structure Prediction:**

Gene prediction, - neural networks method, pattern discrimination methods, conserved domain analysis; Protein structure basics, protein structure visualization, Secondary Structure predictions; prediction algorithms; Chou-Fasman and GOR method, Neural Network models, nearest neighbor methods, Hidden-Markov model, Tertiary Structure predictions; prediction algorithms; homology modeling, threading and fold recognition, ab initio prediction.


*Kanadevi*  
 Professor and Head Department  
 Department of Computer Science & Engineering  
 Chaitanya Charathi Institute of Technology (A)  
 Gandipet, Hyderabad-500 075.(T.S.)

**Text Books:**

1. David Mount, "Bioinformatics Sequence and Genome Analysis", 2<sup>nd</sup> edition, CBS Publishers and Distributors Pvt. Ltd., 2005.
2. Rastogi SC, Mendiratta N and Rastogi P, "Bioinformatics: Methods and Applications Genomics, Proteomics and Drug discovery", 3<sup>rd</sup> edition, PHI Learning Private Limited, New Delhi, 2010.

**Suggested Reading:**

1. Baxebanis AD and Francis Ouellette BF, "Bioinformatics a practical guide the analysis of genes and proteins", 2<sup>nd</sup> edition, John Wiley and Sons, Inc., Publication, 2001.
2. Vittal R Srinivas, "Bioinformatics: A modern approach. PHI Learning Private Limited", New Delhi, 2009.
3. JiXiong, "Essential Bioinformatics", Cambridge University Press, 2006.

  
Professor and Head Department  
Department of Computer Science & Engineering  
Chaitanya Charathi Institute of Technology (A)  
Gandipet, Hyderabad-500 075.(T.S.)

**20CSC23****OPERATING SYSTEMS LAB**

Instruction	3 Hours per week
Duration of End Examination	3 Hours
Semester End Examination	50 Marks
Continuous Internal Evaluation	50 Marks
Credits	1.5

**Pre-requisites:** Operating systems, Programming for problem solving.

**Course Objectives:** The objectives of this course are,

1. To explore Unix/Linux operating system.
2. To analyze various system calls available in Linux/Unix.

**Course Outcomes:** On Successful completion of this course, student will be able to,

1. Understand Linux/Unix environment.
2. Identify and interpret various system programs.
3. Understand and implement shell programming.
4. Simulate memory management and file allocation techniques.
5. Analyze process and file management system calls by creating and/or modifying concurrent programs.
6. Build network-oriented applications using system calls.

**LIST OF EXPERIMENTS:**


1. Shell programming.
2. Implementation of memory management techniques like paging and segmentation.
3. Implementation of Linked, Indexed and Contiguous file allocation methods.
4. Demonstration of Linux/Unix file related system calls: mkdir, link, unlink, mount, unmount, users+, chown, chmod, open, close, read, write, lseek, stat, sync.
5. Demonstration of Linux/Unix process related system calls: fork, wait, exec, exit, getpid, getuid, setuid, brk, nice, sleep.
6. Development of applications using Linux/Unix system calls: signal, socket, accept, snd, recv, connect.

**Text Books:**

1. Galvin, Silberschatz, "Operating System Concepts", 10th Edition, John Wiley & Sons, 2018.
2. Dhananjay Dhamdhare, "Operating Systems-A Concept Based Approach", 3rd Edition, McGraw Hill Education, 2017.

**Suggested Reading:**

1. Ekta Walia, "Operating System Concepts", Khanna Book Publishing, 2020.
2. William Stallings, "Operating Systems Internals and Design Principles", Pearson Ed., 2012.
3. Charles Crowley, "Operating Systems –A Design Oriented Approach", McGraw Hill Education, 2017.
4. Andrew S. Tanenbaum, Albert S Woodhull, "Operating systems Design and Implementation", Pearson Ed., 2009.

  
 Professor and Head Department  
 Department of Computer Science & Engineering  
 Chaitanya Bharathi Institute of Technology (A)  
 Gandipet, Hyderabad-500 075.(T.S.)

**20CIC05****IOT DEVELOPMENT, APPLICATIONS AND PRACTICE LAB**

Instruction	3 Hours per week
Duration of End Examination	3 Hours
Semester End Examination	50 Marks
Continuous Internal Evaluation	50 Marks
Credits	1.5

**Pre-requisites:** CAMP, Programming Basics.

**Course Objectives:** The objectives of this course are to

1. Understand the basics of IoT.
2. Impart necessary and practical Skills using components of Internet of Things.
3. Develop skills required to build real-time IoT based projects.

**Course Outcomes:** On successful completion of the course, students will be able to

1. Use of various hardware and software components related to Internet of Things.
2. Interface I/O devices, sensors to Raspberry Pi/Arduino.
3. Implement various communication protocols in IoT.
4. Monitoring remote system using IoT.
5. Hypothesizing Real time IoT based projects.
6. Develop real life IoT based projects.

**LIST OF EXPERIMENTS:**

1. Introduction to IoT devices and perform necessary software installation.
2. Write a program to interface PIR sensor with Arduino and turn ON LED when motion is detected.
3. Write a program to interface DHT22 sensor with Arduino and display temperature and humidity readings.
4. Write a program to interface motor with Raspberry Pi. Turn ON motor when the temperature is high.
5. Write a program to interface LCD with Raspberry Pi and print temperature and humidity readings on it.
6. Write a program to send sensor data to smart phone using Bluetooth.
7. Write a program to interface flame/smoke sensor with Arduino /Raspberry Pi and give an alert message when flame/smoke is detected.
8. Perform experiment with GPS module by interfacing with Arduino/Raspberry Pi.
9. Write a program to send and receive messages using MQTT protocol.
10. Write a program to upload sensor data to local/cloud server using wifi.
11. Write a program to retrieve sensor data from local/cloud server.
12. Implement any case study using Arduino/Raspberry Pi.

**Text Books:**

1. Arshdeep Bahga and Vijay Madiseti, "Internet of Things: A Hands-on Approach", Universities Press, 2014.

**Suggested Reading:**

1. Dr. SRN Reddy, Rachit Tirnkral and Manasi Mishra, "Introduction to Internet of Things: A practical Approach", ETI Labs, 2018.
2. Adrian McEwen, "Designing the Internet of Things", Wiley, 2013.
3. Raj Kamal, "Internet of Things: Architecture and Design", McGraw Hill, 2017.

4. Cuno Pfister, "Getting Started with the Internet of Things", O'Reilly Media, 2011.
5. O. Vermesan, P. Friess, "Internet of Things – Converging Technologies for Smart Environments and Integrated Ecosystems", River Publishers, Series in Communications, 2013.

**Online Resources:**

1. Li Da Xu, Wu He, and Shancang Li, "Internet of Things in Industries: A Survey", IEEE Transactions on Industrial Informatics, Vol. 10, No. 4, Nov. 2014.
2. T. Winter, P. Thubert, A. Brandt, J. Hui, R. Kelsey, P. Levis, K. Pister, R. Struik, JP. Vasseur, R. Alexander, "RPL: IPv6 Routing Protocol for Low-Power and Lossy Networks", IETF, Standards Track, Mar. 2012.
3. Z. Shelby, K. Hartke, C. Bormann, "The Constrained Application Protocol (CoAP)", Internet Engineering Task Force (IETF), Standards Track, 2014.
4. L.Fenzel, "What's The Difference Between IEEE 802.15.4 And ZigBee Wireless?", Electronic Design (Online), Mar. 2013.
5. S. N. Das and S. Misra, "Information theoretic self-management of Wireless Sensor Networks", Proceedings of NCC 2013.
6. F. Luo *et al.*, "A Distributed Gateway Selection Algorithm for UAV Networks," in IEEE Transactions on Emerging Topics in Computing, vol. 3, no. 1, pp. 22-33, March 2015.



Professor and Head Department  
Department of Computer Science & Engineering  
Chaitanya Bharathi Institute of Technology (A)  
Gandipet, Hyderabad-500 075.(T.S.)



**20CIC06****COMPUTER NETWORKS LAB**

Instruction	3 Hours per week
Duration of End Examination	3 Hours
Semester End Examination	50 Marks
Continuous Internal Evaluation	50 Marks
Credits	1.5

**Pre-requisites:** Basics of Operating System, Linux Commands.

**Course Objectives:** The objectives of this course are to

1. Learn about communication media, devices, and protocols.
2. Learn to gain practical knowledge of computer networks configuration and monitoring.
3. Create network simple computer networks using simulation tools.

**Course Outcomes:** On successful completion of the course, students will be able to

1. Identify the different types of connecting Medias and equipment's used in the networks Lab.
2. Differentiate various network devices like repeater, hub and switch.
3. Practice the basic network commands like ifconfig, ping, traceroute, nslookup, dig, arp, netstat, nmap.
4. Design and demonstrate network topologies using GNS3.
5. Examine the packet transfer using tcpdump.
6. Analyze the network performance using Wire shark or any tool.

**LIST OF EXPERIMENTS:**

1. Study of Network media, cables, and devices and Cable Construction.
2. Demonstration of basic network commands/ utilities (both in Windows and Linux).
3. PC Network Configuration.
4. Building a switch-based network / Configuration of Cisco Switch CBS250-24T-4G 24-Port.
5. Configuration of Cisco Router ISR-4331.
6. Configuration of VLAN in Cisco switch.
7. Develop different local area networks using GNS3. Connect two or more Local area networks. Explore various sub-netting options.
8. Configure Static routing using GNS3 tool.
9. Basic OSPF configuration using GNS3 tool.
10. Basic EIGRP Configuration using GNS3 tool.
11. Analysis of network traces using tcpdump.
12. Analysis of network traces using Whireshark.

**Text Books:**

1. S. Tanenbaum, "Computer Networks", Pearson Education, Fifth Edition, 2013.

**Online Resources:**


1. <https://learningnetwork.cisco.com/s/question/0D53i00000Kt7EkCAJ/tools-for-ccnp-network-simulator-lab-tasks>
2. <https://www.packettracernetwork.com/>
3. <https://www.ghacks.net/2019/11/13/gns3-is-an-open-source-graphical-network-simulator-for-windows-linux-and-macos/>
4. <https://www.imedita.com/blog/top-10-list-of-network-simulation-tools/>
5. <https://www.gns3.com/>



Professor and Head Department  
Department of Computer Science & Engineering  
Chaitanya Charathi Institute of Technology (A)  
Gandipet, Hyderabad-500 075.(T.S.)

**20CH02****INTERNSHIP-II  
(Industrial / Rural Internship)**

Instruction	3 to 4 weeks/90 hours
Duration of End Examination	-
Semester End Examination	-
Continuous Internal Evaluation	50 Marks
Credits	2

  
Professor and Head Department  
Department of Computer Science & Engineering  
Chaitanya Charathi Institute of Technology (A)  
Gandipet, Hyderabad-500 075.(T.S.)



# CHAITANYA BHARATHI INSTITUTE OF TECHNOLOGY(A)

## SCHEME OF INSTRUCTION AND EXAMINATION

### Model Curriculum(R-20) 2022-23

#### B.E. (CSE - IOT & Cyber Security including Blockchain Technology)

#### SEMESTER –VI

S. No	Course Code	Title of the Course	Scheme of Instruction			Scheme of Examination			Credits
			Hours per Week			Duration of SEE in Hours	Maximum Marks		
			L	T	P/D		CIE	SEE	
<b>THEORY</b>									
1	20CIC07	Theory of Computation and Compilers	3	-	-	3	40	60	3
2	20CSC22	Software Engineering	3	-	-	3	40	60	3
3	20CIC08	Blockchain Platforms and Applications	3	-	-	3	40	60	3
4		Professional Elective – II	3	-	-	3	40	60	3
5		Open Elective-II	3	-	-	3	40	60	3
6	20EGM03	Universal Human Values-II Understanding Harmony	3	-	-	3	40	60	3
<b>PRACTICAL</b>									
7	20CSC25	Case Studies using UML Lab	-	-	2	3	50	50	1
8	20CIC09	Blockchain Platforms and Applications Lab	-	-	3	3	50	50	1.5
9		Professional Elective – II Lab	-	-	2	3	50	50	1
10	20EGC03	Employability Skills	-	-	2	2	50	50	1
<b>TOTAL</b>			<b>18</b>	<b>-</b>	<b>09</b>	<b>-</b>	<b>440</b>	<b>560</b>	<b>22.5</b>

L: Lecture

T: Tutorial

D: Drawing

P: Practical

CIE - Continuous Internal Evaluation

SEE - Semester End Exam

PROFESSIONAL ELECTIVE-II	
20CIE04	Sensors and Sensing Technologies
20CIE05	Vulnerability Analysis and Penetration Testing
20CSE06	Soft Computing
20CSE23	Mobile Application Development
20CSE37	High Performance Computing

OPEN ELECTIVE-II	
20ECO01	Remote Sensing and GIS
20MTO01	Financial Mathematics
20EEO02	Energy Management Systems
20EGO01	Technical Writing Skills
20CEO02	Disaster Risk Reduction and Management
20CHO04	Environmental and Sustainable Development

PROFESSIONAL ELECTIVE-II LAB	
20CIE06	Sensors and Sensing Technologies Lab
20CIE07	Vulnerability Analysis and Penetration Testing Lab
20CSE15	Soft Computing Lab
20CSE32	Mobile Application Development Lab
20CSE40	High Performance Computing Lab

Professor and Head Department  
Department of Computer Science & Engineering  
Chaitanya Bharathi Institute of Technology (A)  
Gandipet, Hyderabad-500 075.(T.S.)

**20CIC07****THEORY OF COMPUTATION AND COMPILERS**

Instruction	3 Hours per week
Duration of End Examination	3 Hours
Semester End Examination	60 Marks
Continuous Internal Evaluation	40 Marks
Credits	3

**Pre-requisites:** Discrete Mathematics, Data Structures, Algorithms.

**Course Objectives:** The objectives of this course are to

1. Learn the foundations of automata theory, computability theory, and complexity theory. Shows relationship between automata and formal languages.
2. Addresses the issue of which problems can be solved by computational means (decidability vs undecidability).
3. Learn the concepts related to computational complexity of problems.
4. Understand the concept of algorithm and compare the complexity of problems.

**Course Outcomes:** On successful completion of the course, students will be able to

1. Understand formal language basics and the power of automata to recognize the languages.
2. Analyze the concept compilation Process and data structures of a compiler.
3. Attains the knowledge of context free grammars and able to implement parsers.
4. Design Syntax directed translation scheme for a given Context free grammar and generation of intermediate code.
5. Apply Optimization to intermediate code and machine code.
6. Illustrate various object forms, error recovery and tools of a compiler.

**UNIT – I**

Formal Language and Regular Expressions: Chomsky hierarchy, Languages regular expressions, Finite Automata – DFA, NFA. Conversion of regular expression to NFA, NFA to DFA.

Overview of Compilation: phases, Lexical Analysis, Lex Specifications, Structure of a Lex Specification File, Regular Grammar and Regular Expression for Common Programming Language Features, Pass and Phases of Translation, Interpretation, Bootstrapping, Data Structures of Compiler, LEX tool.

**UNIT – II**

Context Free grammars and parsing: Context free grammars, derivation, parse trees, ambiguity, Types of Parsers LL(K) grammars and LL(1) parsing.

Bottom up parsing handle pruning LR Grammar Parsing, LALR parsing, parsing ambiguous grammars, Error Recovery in Parsing YACC programming specification.

**UNIT – III**

SEMANTIC ANALYSIS: Intermediate Forms of Source Programs - Abstract Syntax Tree, Polish Notation and Three Address Codes. Attributed Grammars, Syntax Directed Translation, Language Intermediate Code Forms, Type Checker. Symbol Table: Symbol Table Format, Organization for Block Structures Languages, Hashing.

**UNIT – IV**

CODE OPTIMIZATION: Consideration for Optimization, Scope of Optimization, Local Optimization, Loop Optimization, Frequency Reduction, Folding, DAG Representation. Data Flow Analysis: Flow Graph, Data Flow Equation, Global Optimization, Redundant Sub Expression Elimination, Induction Variable Elements, Live Variable Analysis, Copy Propagation.

**UNIT – V**

OBJECT CODE GENERATION: Object code forms, machine dependent code optimization, register allocation and assignment generic code generation algorithms.

Error Recovery: various errors in phases and recovery of errors in compilation, introduction to tools of compiler.



**Text Books:**

1. John E. Hopcroft, Rajeev M & J D Ullman: "Introduction to Automata Theory Languages & Computation", 3rd Edition, Pearson Education, 2007.
2. Aho, Ullman, Raviseti: "Compilers Principles, Techniques and Tools", 2nd Edition, Pearson Education, 2009.

**Suggested Reading:**

1. Andrew W. Appel "Modern Compiler Construction in C", Cambridge University Press.
2. LOUDEN & Thomson, Compiler Construction.
3. A. Meduna, Elements of Compiler Design, Auerbach Publications, Taylor and Francis Group.
4. V. Raghavan, Principles of Compiler Design, TMH.
5. K. D. Cooper, L. Torczon, Engineering a Compiler, ELSEVIER.
6. Kamala Krithivasan and Rama R, Introduction to Formal Languages and Automata Theory and Computation Pearson.
7. D. Grune and others, Modern Compiler Design, Wiley-India.
8. S. F. B. Nasir, P. K. Srimani, A Text book on Automata Theory, Cambridge Univ. Press.
9. A. Meduna, Automata and Language, Springer.



Professor and Head Department  
Department of Computer Science & Engineering  
Chaitanya Bharathi Institute of Technology (A)  
Gandipet, Hyderabad-500 075.(T.S.)

**20CSC22****SOFTWARE ENGINEERING**

Instruction	3 Hours per week
Duration of End Examination	3 Hours
Semester End Examination	60 Marks
Continuous Internal Evaluation	40 Marks
Credits	3

**Pre-requisites:** Object oriented programming, Programming for problem solving, Database management systems.

**Course Objectives:** The objectives of this course are,

1. To understand the Software Engineering Practice and Process Models.
2. To understand Design Engineering and Project Management in Software Development.
3. To gain knowledge in software testing and overall project activities.

**Course Outcomes:** On Successful completion of this course, student will be able to,

1. State the software process and explain perspective process model, evolutionary process models.
2. Understand the agile Software process models and demonstrate the skills necessary to specify the requirements of software product so as to prepare SRS document.
3. Recall the modeling concepts and estimate the cost of software using empirical models.
4. Enlist the design principles and construct a product using coding principles and standards.
5. Develop test cases and apply software testing methods in conventional and O-O approaches and estimates software quality of SW.

**UNIT - I**

**Introduction to Software Engineering:** The nature of Software, Software Engineering, Software Engineering Practice, The Software Process, Software Engineering Practice **Process Models:** A Generic Process Model, Process assessment and Improvement, Prescriptive Process Models: Waterfall Model, Incremental Process Models, RAD Model, Evolutionary Process Models - Prototyping, The Spiral Model, Concurrent Models, Specialized Process Models.

**UNIT - II**

**An Agile Development:** Agility, Agile Process, and Agile Process Models- Extreme Programming (XP), Adaptive Software Development (ASD), Scrum, Dynamic Systems Development Method (DSDM), Feature Driven Development (FDD), Agile Modeling (AM), **Requirement Engineering,** Establishing the groundwork, Eliciting Requirements, Negotiating Requirements, and Validating Requirements. **Software Requirements Analysis and Specification:** Value of a Good SRS, Problem Analysis, Requirements Specification, Components SRS, Structure of a Requirements Document.

**UNIT - III**

Flow-Oriented Modeling, **Planning a software Project:** Effort Estimation, Project Schedule and Staffing, Quality Planning, Risk Management, **Estimation for Software Projects:** Decomposition Techniques - Software Sizing, Problem-Based Estimation, An Example of LOC-Based Estimation, An Example of FP-Based Estimation.

**UNIT - IV**

**Design Concepts:** Coupling, Cohesion, The Open-Closed Principle, Function-Oriented Design - Structure Charts, Structured Design Methodology, An Example, Software Architecture, A Brief Taxonomy of Architectural Styles, **Component-Level Design:** Definition, Basic Design Principles, Design Guidelines, Designing Traditional Components, Coding Principles and guidelines, Incremental Development of Code, Code Inspection – Planning, Self-Review, Group Review Meeting.

**UNIT - V**

**Testing -** Testing Concepts, Testing Process, **Testing Strategies:** A Strategic approach to software testing, strategic issues, test strategies for Conventional Software, Validation Testing, System Testing, White Box Testing, Black Box. Software Review Techniques - Informal Reviews Formal Technical Reviews, Quality Concepts - What is Quality, Software Quality.



**Text Books:**

1. Roger S. Pressman “Software Engineering: A practitioner's approach”, McGraw Hill, 7th Edition, 2010.
2. Pankaj Jalote “A concise Introduction to Software Engineering”, Springer, Kindle Edition, 2008.

**Suggested Reading:**

1. Sommerville “Software Engineering”, 10<sup>th</sup> Edition, Pearson, 2016.
2. Rajib Mal “Fundamental of Software Engineering”, 4<sup>th</sup> Edition, PHI Learning, 2014.

**Online Resources:**

1. <https://nptel.ac.in/courses/106101061/>



Professor and Head Department  
Department of Computer Science & Engineering  
Chaitanya Bharathi Institute of Technology (A)  
Gandipet, Hyderabad-500 075.(T.S.)

**20CIC08****BLOCKCHAIN PLATFORMS AND APPLICATIONS**

Instruction	3 Hours per week
Duration of End Examination	3 Hours
Semester End Examination	60 Marks
Continuous Internal Evaluation	40 Marks
Credits	3

**Pre-requisites:** Distributed Systems, Computer Networks.

**Course Objectives:** The objectives of this course are to

1. Introduce the fundamental design and architectural primitives of Blockchain and consensus protocols.
2. Explore various blockchain platforms.
3. Understand and develop smart contracts and decentralized applications.
4. Understand the significance of Hyperledger Fabric and composer.
5. Apply blockchain securely in various sectors ranging from Financial to Government.

**Course Outcomes:** On successful completion of the course, students will be able to

1. Understand the fundamental design and architectural primitives of Blockchain and consensus protocols.
2. Explore various blockchain platforms and identify the significance of smart contracts.
3. Identify the working of Ethereum and decentralized applications.
4. Implement the blockchain applications with Hyperledger Fabric and Composer.
5. Apply blockchain in different application domains such as financial and supply chain sectors.
6. Analyze the Implications of blockchain for privacy and security.

**UNIT – I**

Introduction to Blockchain: Basics, History, Need of Blockchain, Architecture, Blockchain components, Merkle Tree, Transactions, Hash functions, digital signatures.

Consensus Protocols: Proof of Work (PoW), Proof of Stake (PoS), Permissioned Blockchain: RAFT Consensus, Byzantine General Problem, Practical Byzantine Fault Tolerance.

**UNIT – II**

Introduction to blockchain platforms: Ethereum, Hyperledger, IBM Blockchain, BigChainDB, IPFS, Dapps.

Introduction to smart contracts: Basic description of smart contracts, history of smart contracts, smart contracts operations and management.

**UNIT – III**

Ethereum Blockchain-concepts and terminologies, Transaction and Block in Ethereum, Ethereum Client, Mist Wallet, Accounts, Ethereum Smart Contracts, Ethereum Virtual Machine (EVM), Byte Code interpretation, Ethereum mining reward scheme, gas pricing.

Decentralized application development: Introduction to DApps development, Native application development using Java (with RPC) verses JavaScript applications.

**UNIT – IV**

Hyperledger Fabric – Blockchain for Enterprise, Overview, Transaction Flow, Hyperledger Fabric Details, Fabric – Membership and Identity Management, Hyperledger Fabric Network Setup, Hyperledger Composer – Application Development.

Use Case I : Blockchain in Financial Service : Payments and Secure Trading, Compliance and Mortgage, Financial Trade.

**UNIT – V**

Use Case II: Blockchain in Supply Chain, Blockchain in Government: Digital Identity, Applications in the field of Healthcare and Education Sector, Use Case III : Implications of blockchain technology for digital privacy and Security.



**Text Books:**

1. Mastering Blockchain: A deep dive into distributed ledgers, consensus protocols, smart contracts, DApps, cryptocurrencies, Ethereum, and more, 3rd Edition, Imran Bashir, Packt Publishing, 2020, ISBN: 9781839213199.
2. Herbert Jones, Blockchain (1 ed.), Create Space Independent Publishing Platform, 2017. ISBN 978-1977971708.
3. Larry A. DiMatteo, Michel Cannarsa, Cristina Poncib, The Cambridge Handbook of Smart Contracts, Blockchain Technology and Digital Platforms (1 ed.), Cambridge University Press, 2019. ISBN 978-1108492560.

**Suggested Reading:**

1. Josh Thompson, „Blockchain: The Blockchain for Beginnings, Guild to Blockchain Technology and Blockchain Programming“, Create Space Independent Publishing Platform, 2017.
2. Gaur and Nitin, Hands-On Blockchain with Hyperledger: Building decentralized applications with Hyperledger Fabric an (1 ed.), Packt Publishing Ltd, 2018. ISBN 978-1788994521.

**Online Resources:**

1. <https://www.packtpub.com/product/mastering-blockchain-third-edition/9781839213199>
2. <https://www.cse.iitk.ac.in/users/emasters/courses/Introduction%20to%20Blockchain%20Technology.html>
3. [https://onlinecourses.nptel.ac.in/noc22\\_cs44/preview](https://onlinecourses.nptel.ac.in/noc22_cs44/preview)
4. [https://onlinecourses.nptel.ac.in/noc20\\_cs01/preview](https://onlinecourses.nptel.ac.in/noc20_cs01/preview)



**Professor and Head Department**  
Department of Computer Science & Engineering  
Chaitanya Charathi Institute of Technology (A)  
Gandipet, Hyderabad-500 075.(T.S.)

**20CIE04****SENSORS AND SENSING TECHNOLOGIES  
(Professional Elective – II)**

Instruction	3 Hours per week
Duration of End Examination	3 Hours
Semester End Examination	60 Marks
Continuous Internal Evaluation	40 Marks
Credits	3

**Pre-requisites:** IoT development, applications and practice.

**Course Objectives:** The objectives of this course are to

1. Identify various types of sensors used in IoT.
2. Illustrate connection of sensors to processing devices.
3. Understand communication mechanism and IEEE standards used for IoT sensing.

**Course Outcomes:** On successful completion of the course, students will be able to

1. Understand and summarize different types of sensors/transducers.
2. Illustrate the mechanism to connect the sensors to processing devices.
3. Demonstrate the communication mechanism for IOT sensors.
4. Apply different techniques to improve sensor IQ.
5. Analyze various aspects of network communication.
6. Understand IEEE standards for smart sensing.

**UNIT – I**

**Fundamentals of Sensors:** What are sensors/transducers?, Principles, Classification, Parameters, Environmental Parameters and Characterization.

**Mechanical and Electromechanical Sensors:** Introduction, Resistive Potentiometer, Strain gauge, Inductive Sensors, Capacitive Sensors, Force/Stress sensors.

**UNIT – II**

**Thermal Sensors:** Introduction, Gas Thermometric Sensors, Thermal Expansion type thermometric sensors, Dielectric constant and refractive index thermosensors, magnetic thermometer, resistance change type thermometric sensors, thermoemf sensors, noise thermometry, heat flux sensors.

**Magnetic sensors:** Introduction, Sensors and principles, magnetoresistive sensors, inductive and eddy current sensors, Angular/Rotary movement sensors, SQUID sensors.

**UNIT – III**

**Electroanalytical Sensors:** Introduction, Electrochemical cell, cell potential, SHE, Liquid junction and other potentials, polarization, reference electrodes, Sensor electrodes, electroceramics in gas media, ChemFET.

**Getting Sensor Information into the MCU:** Introduction, Amplification and Signal Conditioning, Digital Conversion.

**UNIT – IV**

**Using MCUs/DSPs to Increase Sensor IQ:** Introduction, MCU Control, MCUs for Sensor Interface, DSP Control, Techniques and Systems Considerations, Software, Tools, and Support, Sensor Integration.

**Communications for Smart Sensors:** Introduction, Definitions and Background, Sources (Organizations) and Standards, Automotive Protocols, Industrial Networks, Office/Building Automation, Home Automation, Protocols in Silicon, Other Aspects of Network Communications.

**UNIT – V**

**Mechatronics and Sensing Systems:** Introduction, Smart-Power ICs, Embedded Sensing, Sensing Arrays, Other System Aspects Standards for Smart Sensing: Introduction, Setting the Standards for Smart Sensors and Systems, IEEE 1451.1, IEEE 1451.2, IEEE P1451.3, IEEE P1451.4, Extending the System to the Network.

**Text Books:**


1. Patranabis D, "Sensors and Transducers," Prentice Hall.
2. Frank R, "Understanding Smart Sensors", Artech House.

**Suggested Reading:**

1. Callaway EH, "Wireless Sensor Networks : Architecture and Protocols," Auerbach Publications.
2. Anand MMS, "Electronic Instruments and Instrumentation Techniques," Prentice Hall.
3. IEEE Standard 1451, "Smart Transducer Interface for Sensor and Actuators".

**Online Resources:**

1. <https://www.arrow.com/en/research-and-events/articles/sensor-technologies?>
2. [yokogawa.com/special/sensing-technology](https://www.yokogawa.com/special/sensing-technology)

  
Professor and Head Department  
Department of Computer Science & Engineering  
Chaitanya Bharathi Institute of Technology (A)  
Gandipet, Hyderabad-500 075.(T.S.)

**20CIE05****VULNERABILITY ANALYSIS AND PENETRATION TESTING  
(Professional Elective-II)**

Instruction	3 Hours per week
Duration of End Examination	3 Hours
Semester End Examination	60 Marks
Continuous Internal Evaluation	40 Marks
Credits	3

**Course Objectives:** The objectives of this course are to

1. Get exposed to Virtualbox and setting up the Ubuntu Linux Desktop as well as exploiting a Backdoor.
2. Learn with networking fundamentals, capturing the network traffic and analysing the network packets.
3. Learn with various networking attacks.
4. Learn to analyze network protocols for vulnerabilities.

**Course Outcomes:** On successful completion of the course, students will be able to

1. Explain the basic principles and techniques of how attackers can enter computer systems.
2. Describe and distinguish key phases of ethical hacking: reconnaissance, scanning, gaining access, maintaining access, and covering the tracks.
3. Put acquired knowledge into practice by performing ethical penetration tests and hide the intrusion.
4. Experience on various tools & techniques of vulnerability assessment & penetration testing used in Linux.
5. Identify flaws and vulnerabilities in applications, websites, networks, systems, protocols and configurations using both manual techniques and assistive tools.
6. Evaluate the strengths and weaknesses of various information technology solutions in terms of data security.

**UNIT - I**

Experimental Setup. Virtual Lab- Setting Up VirtualBox -Setting Up Metasploitable -Setting Up Kali Linux- Setting Up the Ubuntu Linux Desktop- Exploiting a Backdoor in Metasploitable- Getting the IP Address of the Metasploitable Server- Using the Backdoor to Gain Access.

**UNIT - II**

Network Fundamentals. Packets and Internet Protocol Stack. Viewing Packets in Wireshark. How the Internet Transmits Data: Packets, MAC Addresses, IP Addresses, and ARP Tables. ARP Spoofing Attacks. Performing and Detecting ARP Spoofing Attack. Analyzing Packets Collected by Firewall. Capturing Traffic on Port 80.

**UNIT - III**

Network Attacks. Sockets and Process Communication. TCP Handshake. Scanning for Open Ports. Writing TCP server. SYN Floods and detecting SYN Scans. Detecting XMAS Scans. LAND Attack detection. Ping-of-Death Attack. Botnets and DDoS attacks.

**UNIT - IV**

Social Engineering and Network Attacks. Google Dorking. Scanning the Entire Internet: Masscan and Shodan. IPv6 and NAT Limitations. Vulnerability Databases: CVE, Mitre and NVD. Vulnerability Scanners. nmap Scans. Nessus scans.

**UNIT - V**

Fuzzing and Testing. Case Study: Exploiting the Heartbleed OpenSSL Vulnerability. Fuzzing. Fuzzing with Python. Fuzzing with Spike Scripts. Symbolic Execution. Dynamic Symbolic Execution. Fuzzing Web Protocols. Fuzzing an Open Source Project. Concolic Testing.



Professor and Head Department  
Department of Computer Science & Engineering  
Chaitanya Bharathi Institute of Technology (A)  
Gandipet, Hyderabad-500 075.(T.S.)

**Text Books:**

1. Daniel G. Graham, Ethical Hacking: A Hands-on Introduction to Breaking In October 2021, 376 pp. ISBN-13: 9781718501874 No Starch Press.

**Suggested Reading:**

1. Dennis Andriess, Practical Binary Analysis Build Your Own Linux Tools for Binary Instrumentation, Analysis and Disassembly, December 2018, 456 pp. ISBN-13:9781593279127. No Starch Press.
2. Loren Kohnfelder, Designing Secure Software A Guide for Developers, November 2021, 312 pp. ISBN-13: 9781718501928 No Starch Press.



Professor and Head Department  
Department of Computer Science & Engineering  
Chaitanya Bharathi Institute of Technology (A)  
Gandipet, Hyderabad-500 075.(T.S.)

**20CSE06****SOFT COMPUTING  
(Professional Elective – II)**

Instruction	3 Hours per week
Duration of End Examination	3 Hours
Semester End Examination	60 Marks
Continuous Internal Evaluation	40 Marks
Credits	3

**Pre-requisites:** Linear Algebra & Calculus, Differential Equations & Transform Theory.

**Course Objectives:** The objectives of this course are,

1. To learn various types of soft computing techniques and their applications.
2. To acquire the knowledge of neural network architectures, learning methods and algorithms.
3. To understand Fuzzy logic, Genetic algorithms and their applications.

**Course Outcomes:** On Successful completion of this course, student will be able to,

1. Understand various soft computing concepts and techniques.
2. Analyze and design various learning models.
3. Apply the Neural Network Architecture for various Real time applications.
4. Examine and approximate reasoning using fuzzy logic.
5. Design Genetic algorithms in different applications.
6. Develop soft computing techniques to solve different applications.

**UNIT - I**

Soft computing vs. Hard computing, Various types of soft computing techniques.

**Artificial Neural Networks:** Fundamental concepts, Evolution of neural networks, Basic models of artificial neural network, important terminologies of ANNs. McCulloch-Pitts neuron, linear separability, Hebb network.

**UNIT - II**

**Supervised Learning Neural Networks:** Perceptron networks, Adaptive linear neuron (Adaline), Multiple Adaptive linear neuron (Madaline), Back propagation network.

**UNIT - III**

**Unsupervised Learning Neural Networks:** Kohonen Self Organizing networks, Adaptive resonance theory.

**Associate Memory Networks:** Bidirectional associative memory network, Hopfield networks.

**UNIT - IV**

**Fuzzy Logic:** Introduction to classical sets and Fuzzy sets, Fuzzy relations, Tolerance and equivalence relations, Membership functions, Defuzzification.

**UNIT - V**

**Genetic Algorithms:** Introduction, Basic operators and terminology, Traditional algorithm vs. genetic algorithm, Simple genetic algorithm, General genetic algorithm, Classification of genetic algorithm, Genetic programming, Applications of genetic algorithm.

**Text Books:**

1. S.N. Sivanandam & S.N. Deepa, "Principles of soft computing", Wiley publications, 2nd Edition, 2011.
2. Soft Computing – Ikvinderpal Singh, Khanna Book Publishing 2015.

**Suggested Reading:**

1. S. Rajasekaran, G.A. Vijayalakshmi, "Neural Networks, Fuzzy logic & Genetic Algorithms, Synthesis & Applications", PHI publication, 2008.
2. LiMin Fu, "Neural Networks in Computer Intelligence", McGraw-Hill edition, 1994.
3. K.L. Du & M.N.S Swamy, "Neural Networks in a Soft Computing Framework", Springer International edition, 2008.
4. Simon Haykins, "Neural Networks a Comprehensive Foundation", PHI, second edition.
5. Goldberg, David E., "Genetic Algorithms in Search, Optimization and Machine Learning", Addison Wesley, New Delhi, 2002.
6. Learning and Soft Computing by Kecman, Pearson Education, 2001.

7. N.P. Padhy and S.P. Simon, "Soft Computing: With Matlab Programming", Oxford University Press, 2015.
8. Neuro fuzzy and soft computing by Jang, Pearson Education, 1996.

**Online Resources:**

1. [https://onlinecourses.nptel.ac.in/noc18\\_cs13/preview](https://onlinecourses.nptel.ac.in/noc18_cs13/preview).
2. <https://archive.nptel.ac.in/courses/106/105/106105173/>



Professor and Head Department  
Department of Computer Science & Engineering  
Chaitanya Bharathi Institute of Technology (A)  
Gandipet, Hyderabad-500 075.(T.S.)

**20CSE23****MOBILE APPLICATION DEVELOPMENT  
(Professional Elective – II)**

Instruction	3 Hours per week
Duration of End Examination	3 Hours
Semester End Examination	60 Marks
Continuous Internal Evaluation	40 Marks
Credits	3

**Pre-requisites:** Programming for Problem solving, OOPs.

**Course Objectives:** The objectives of this course are,

1. To demonstrate their understanding of the fundamentals of Android operating systems.
2. To demonstrate their skills in using Android software development tools.
3. To demonstrate their ability to develop software with reasonable complexity on mobile platform.

**Course Outcomes:** On Successful completion of the course, student will be able to,

1. Interpret and analyze Android platform architecture and features to learn best practices in android programming.
2. Design the User Interface for mobile applications.
3. Apply Intents, Broadcast receivers and Internet services in Android App.
4. Develop database management system to retrieve and/or store data for mobile application.
5. Evaluate and select appropriate android solutions to the mobile computing platform.
6. Build Flutter applications for complex problems.

**UNIT - I**

**Introduction to Android Operating System:** Android SDK Features, Developing for Android, Best practices in Android programming, Android Development Tools. Android application components – Android Manifest file, Externalizing resources, The Android Application Lifecycle, A Closer Look at Android Activities.

**UNIT - II**

**Android User Interface:** Introducing Layouts, User Interface (UI) Components – Editable and Non Editable Text Views, Buttons, Radio and Toggle Buttons, Checkboxes, Spinners, Dialog and pickers. Event Handling – Handling clicks or changes of various UI components. Introducing Fragments, Multi-screen Activities.

**UNIT - III**

**Intents and Broadcasts:** Introducing Intents: Using Intents to Launch Activities. Using Intent to dial a number or to send SMS. **Broadcast Receivers** –Creating Intent Filters and Broadcast Receivers: Using Intent Filters to Service Implicit Intents. Finding and using Intents received within an Activity. Customizing the Action Bar, Using the Action Bar for application navigation, Notifications – Creating and Displaying notifications, Displaying Toasts.

**UNIT - IV**

**Persistent Storage:** Files – Reading data from files, listing contents of a directory, Creating and Saving Shared Preferences, Retrieving Shared Preferences. Database –Introducing Android Databases, Introducing SQLite, Content Values and Cursors, Working with SQLite Databases. Registering Content Providers, Using content Providers (insert, delete, retrieve and update).

**UNIT - V**

**Advanced Topics:** Alarms –Using Alarms. Using Internet Resources – Connecting to internet resource, using download manager. Location Based Services –Using Location-Based Services, Using the Emulator with Location-Based Services. Introduction to Flutter, Dart introduction, Data Types and Variables, String interpolation, Operators, Control Flow Statements, Functions, Classes, Read and write with Dart IO: Setup, Read and write with Dart IO: Final code.

**Text Books:**

1. Reto Meier, “Professional Android 4 Application Development”, Wiley India, (Wrox), 2012.
2. O'Reilly Dawn Griffiths, David Griffiths “Head First Android Development”, O'Reilly Media, Inc., 2015.




3. Dieter Meiller, “Modern App Development with Dart and Flutter 2”, Walter de Gruyter GmbH, Berlin/Boston, 2021.

**Suggested Reading:**

1. Wei-Meng Lee, “Beginning Android 4 Application Development”, Wiley India (Wrox), 2013.
2. David Wolber, Hal Abelson, Ellen Spertus & Liz Looney, “App Inventor-Create your own Android Apps”, O’Reilly, 2011.

**Online Resources:**

1. [https://developer.android.com/studio?gclid=Cj0KCQjwyN-DBhCDARIsAFOELTkESs57QOqIUktCOBZKkgk8NkVT5OhpCnxUx4V6yDMPt6c-Ot7j4-sEaAiasEALw\\_wcB&gclidsrc=aw.ds](https://developer.android.com/studio?gclid=Cj0KCQjwyN-DBhCDARIsAFOELTkESs57QOqIUktCOBZKkgk8NkVT5OhpCnxUx4V6yDMPt6c-Ot7j4-sEaAiasEALw_wcB&gclidsrc=aw.ds)
2. [https://onlinecourses.nptel.ac.in/noc20\\_cs52/preview](https://onlinecourses.nptel.ac.in/noc20_cs52/preview)
3. [https://onlinecourses.swayam2.ac.in/nou21\\_ge41/preview](https://onlinecourses.swayam2.ac.in/nou21_ge41/preview)



Professor and Head Department  
Department of Computer Science & Engineering  
Chaitanya Bharathi Institute of Technology (A)  
Gandipet, Hyderabad-500 075.(T.S.)

**20CSE37****HIGH PERFORMANCE COMPUTING  
(Professional Elective – II)**

Instruction	3 Hours per week
Duration of End Examination	3 Hours
Semester End Examination	60 Marks
Continuous Internal Evaluation	40 Marks
Credits	3

**Pre-requisites:** Computer architecture and microprocessor, Operating systems, Data Structures, Programming for problem solving, OOPs, Design and analysis of algorithms.

**Course Objectives:** The objectives of this course are,

1. To become good at parallel computing algorithm design.
2. To learn modeling and problem solving using different types of parallel computing architectures.
3. To measure the performance of parallel algorithms and arrive at reasonable estimates of cost tradeoffs.
4. To learn various paradigms in algorithm design for computationally intensive applications.
5. To understand the use of modern multi-processor and multi-core architectures.

**Course Outcomes:** On successful completion of the course, students will be able to,

1. Understand different parallel computing architectures and networks.
2. Ability to design parallel algorithms and measure their performance.
3. Understand vector processing, memory bottlenecks, data and thread-level parallelism.
4. Understand the various programming frameworks like MPI, OpenMP and CUDA.
5. Understand cache coherence protocols and read-write semantics of parallel programs.
6. Gain knowledge of writing efficient parallel programs.

**UNIT - I**

**Modern Processors:** Stored-Program Computer Architecture, General-Purpose cache-based Microprocessor Architecture, Memory Hierarchies, Multicore processors, Multithreaded processors, Vector processors.

**Basic optimization techniques for serial code:** Scalar profiling, Common sense optimizations, Simple measures, large impact, the role of compilers, Data access optimization.

**UNIT - II**

**Parallel computers:** Taxonomy of parallel computing paradigms, Shared-memory computers, Distributed-memory computers, Hierarchical (hybrid) systems, Networks.

**Basics of parallelization:** Why parallelize? Parallelism, Parallel scalability.

**UNIT - III**

**Shared-memory parallel programming with OpenMP:** Introduction to OpenMP, Profiling OpenMP programs, Performance pitfalls, Case study: OpenMP-parallel Jacobi algorithm.

**UNIT - IV**

**Distributed-memory parallel programming with MPI:** Message passing, Introduction to MPI, MPI performance tools, Communication parameters, Synchronization, serialization, contention, Reducing communication overhead, Case study: Parallel sparse matrix-vector multiply.

**UNIT - V**

**CUDA:** Understanding the CUDA computing model and the API using nvcc compiler, Introduction to modern super computing architectures featuring NVIDIA processors.

**Text Books:**


1. Georg Hager, Gerhard Wellein, "Introduction to High Performance Computing for Scientists and Engineers", Chapman & Hall / CRC Computational Science series, 2011.
2. Ananth Grama, George Karypis, Vipin Kumar, Anshul Gupta, "Introduction to Parallel Computing", Second Edition, Addison-Wesley, 2003.
3. Shane Cook, Morgan "CUDA Programming a Developer's Guide to Parallel Computing with GPUs" Kaufman Publishers.

**Suggested Reading:**

1. Michael J. Quinn, "Parallel Computing: Theory and Practice", Second Edition, Tata McGraw-Hill Edition.
2. V. Rajaraman, C. Siva Ram Murthy, "Parallel Computers: Architectures and Programming", PHI.
3. Michael Quinn, "Parallel Programming in C with MPI and OpenMP", McGraw-Hill Publisher.
4. John Hennessey and David Patterson, "Computer Architecture A Quantitative Approach", Morgan Kaufman Publishers.

**Online Resources:**

1. <https://www.educative.io/courses/learn-to-use-hpc-systems-and-supercomputers>



**Professor and Head Department**  
Department of Computer Science & Engineering  
Chaitanya Bharathi Institute of Technology (A)  
Gandipet, Hyderabad-500 075.(T.S.)

**20ECO01****REMOTE SENSING AND GIS  
(Open Elective - II)**

Instruction	3 Hours per week
Duration of End Examination	3 Hours
Semester End Examination	60 Marks
Continuous Internal Evaluation	40 Marks
Credits	3

**Pre-requisites:** Basic knowledge of Geography is required.

**Course Objectives:**

1. Explain the fundamental concepts of remote sensing and digital imaging techniques.
2. Make the students to understand the principles of thermal and microwave remote sensing.
3. Make the students understand the significance of GIS and the process of GIS.

**Course Outcomes:**

1. Demonstrate the understanding of basic concepts of remote sensing and interpret energy interactions.
2. Choose an appropriate technique for a given scenario by appreciating the types of remote sensing.
3. Distinguish the principle behind the working of microwave and LiDAR sensing.
4. Apply Microwave remote sensing techniques.
5. Explain the procedure for encoding data and geospatial data analysis.

**UNIT - I**

**Concept of Remote Sensing:** Remote sensing definition, data, process, EM bands used in remote sensing, Interactions and recording of energy: interaction with atmosphere, interaction with earth surface features (soil, water, vegetation), recording of energy by sensors, Transmission, reception and processing, Image interpretation and analysis, Applications, Advantages and limitations of Remote sensing, Orbits of Remote sensing satellites, Indian remote sensing satellites.

**UNIT - II**

**Digital Imaging:** Types of Remote sensing, Sensor resolutions, Digital Image, Sensor components, Principle of a long-track and across-track scanning, Hyperspectral Imaging, Thermal Remote Sensing.

**UNIT - III**

**Microwave Remote Sensing:** Active and Passive Microwave Remote Sensing, Radar Imaging: Key components of imaging radar, viewing geometry, spatial resolution, principle of RAR, SAR and their range resolution, Satellite Radar Imaging, LIDAR.

**UNIT - IV**

**Concept of Geographic Information Systems:** Key components of GIS, joining spatial and attribute data, functions, advantages and applications of GIS, Spatial data model, Raster data model, Vector data model.

**UNIT - V**

**Process of GIS and Geospatial analysis:** Data sources, encoding raster data, encoding vector data, encoding attribute data, linking spatial and attribute data, Geospatial data analysis methods database query, geospatial measurement, overlay operations, network analysis and surface analysis. Integration of GIS and remote sensing.

**Text Books:**

1. Basudeb Bhatta, "Remote Sensing and GIS", 2/e, Oxford University Press, 2012.
2. Lillesand T.M., and Kiefer R.W. "Remote Sensing and Image Interpretation", 6/e, John Wiley & Sons, 2000.

**Suggested Reading:**

1. James B. Campbell and Randolph H. Wynne, "Introduction to Remote Sensing", the Guilford Press, 2011.
2. Michael N DeMers, "Fundamentals of GIS", 2/e, John Wiley, 2008.

20MTO01

**FINANCIAL MATHEMATICS**  
(Open Elective - II)

Instruction	3 Hours per week
Duration of End Examination	3 Hours
Semester End Examination	60 Marks
Continuous Internal Evaluation	40 Marks
Credits	3

**Course Objectives:** The objectives of this course are,

1. To explain the terms of financial market and its derivatives including options and futures.
2. To explain the modern portfolio theory.
3. To discuss the pricing theory in discrete time.
4. To explain the stochastic calculus.
5. To discuss the pricing theory in continuous theory.

**Course Outcomes:** On Successful completion of the course, students will be able to

1. Calculate the internal rate of return, annuity and amortization.
2. Apply the portfolio theory.
3. Examine the binomial model of pricing.
4. Analyze the stochastic differential equations.
5. Solve the BSM partial differential equations.

**UNIT - I**

**Introduction to financial markets:** Introduction to financial markets, financial instruments, bonds, stocks, futures & forwards, swaps and options. Time value of money, simple and compound interest rate, net present value, annuities, Amortization, Bond yield, internal rate of return and annuities. Markowitz portfolio theory, risk and return, two and multi-asset portfolio theory, minimum variance portfolio, efficient frontier.

**UNIT - II**

**Modern portfolio theory:** Capital Asset Pricing Model and portfolio performance analysis. No arbitrage principle, pricing of forwards and futures, properties of options. Derivative pricing by replication in single and multi-period binomial model.

**UNIT - III**

**Risk neutral pricing in discrete time:** Discrete probability spaces, filtration, conditional expectation. Discrete time martingales, Markov chain, risk-neutral pricing in binomial model for European and American derivatives.

**UNIT - IV**

**Stochastic Calculus:** General probability spaces, conditional expectation, Brownian motion and its properties. Ito integral, Ito formula, Girsanov's theorem, martingale representation theorem, stochastic differential equation.

**UNIT - V**

**Risk neutral pricing in continuous time:-**Black Scholes-Merton (BSM) model, pricing of European derivatives in BSM framework. Valuation of European options in BSM model, BSM formula, BSM partial differential equation, hedging, model completeness, and fundamental theorems of asset pricing.

**Text Books:**

1. Ales Cerny "Mathematical Techniques in Finance: Tools for Incomplete Markets". Princeton University Press, 2009.
2. Luenberger, David G. "Investment Science", Oxford University Press. Delhi, 1998.

**Suggested Reading:**

1. Hull, J. C., & Basu, S. "Options, Futures and Other Derivatives" 7th Edition Pearson Education. New Delhi, 2010.
2. S. R. Pliska "Introduction to Mathematical Finance: Discrete Time Models". Blackwell Publishers Inc., 2002.
3. Ross, Sheldon M. "An elementary Introduction to Mathematical Finance" 3rd Edition, Cambridge University Press. USA, 2011.

20EEO02

**ENERGY MANAGEMENT SYSTEMS**  
**(Open Elective - II)**

Instruction	3 Hours per week
Duration of End Examination	3 Hours
Semester End Examination	60 Marks
Continuous Internal Evaluation	40 Marks
Credits	3

**Pre-requisites:** Students should have prior knowledge on different energy generation systems, basic idea about audit instruments.

**Course Objectives:** The objectives of this course are,

1. To know the concept of Energy Management.
2. To understand the formulation of efficiency for various Engineering Systems.
3. To enable the students to develop managerial skills to assess feasibility of alternative approaches and drive strategies regarding Energy Management.

**Course Outcomes:** After completion of this course, students will be able to,

1. Know the current Energy Scenario and importance of Energy Conservation.
2. Understand the concepts of Energy Management, Energy Auditing.
3. Interpret the Energy Management methodology, Energy security and Energy Strategy.
4. Identify the importance of Energy Efficiency for Engineers and explore the methods of improving Energy Efficiency in mechanical systems, Electrical Engineering systems.
5. Illustrate the Energy Efficient Technologies in Civil and Chemical engineering systems.

**UNIT - I**

**Various form of Energy and its features:** Electricity generation methods using different energy sources such as solar energy, wind energy, Bio-mass energy, and Chemical energy such as fuel cells. Energy Scenario in India, Impact of Energy on economy, development, and environment sectors of national and international perspective.

**UNIT - II**

**Energy Management-I:** Defining Energy Management, need for Energy Management, Energy management techniques, importance of Energy Management, managing the Energy consumption, Energy Audit and Types, Energy Audit Instruments.

**UNIT - III**

**Energy Management-II:** understanding Energy costs, bench marking, Energy performance, matching energy use to requirement, optimizing the input, fuel & Energy substitution, material and Energy balance diagrams, Energy pricing, Energy and Environment, Energy Security.

**UNIT - IV**

**Energy Efficient Technologies-I:** Importance of Energy Efficiency for Engineers, Energy Efficient Technology in Mechanical engineering: Compressed Air System, Heating, ventilation and air- conditioning, Fans and blowers, Pumps and Pumping Systems.

**Energy Efficient Technology in Electrical engineering:** Automatic Power Factor Controllers, Energy Efficient Motors, soft starters with energy saver, variable speed drives, energy efficient transformers, electronic ballast, occupancy sensors, energy efficient lighting controls, space cooling, energy efficiency of lifts and escalator, energy saving potential of each technology.

**UNIT - V**

**Energy Efficient Technologies-II: Energy Efficient Technology in Civil Engineering:** Intelligent Buildings, And Various Energy Efficiency Rating Systems for Buildings, Green Buildings Energy Efficiency: management of green buildings, importance of embodied energy in selection of sustainable materials, green building design, waste reduction/recycling, rainwater harvesting, maintenance of the green buildings, green building certification, Renewable energy applications.


**Energy Efficient Technology in Chemical Engineering:** Green chemistry, Low carbon cements, recycling paper.

**Text Books:**

1. Umesh Rathore, 'Energy Management', Kataria publications, 2nd edition, 2014.
2. G Hariharaiyer, "Green Building Fundamentals", Notion press.com.
3. K V Shama, P Venkateshaiah, "Energy management and conservation", I. K. International Publishing agency pvt. ltd., 2011.

**Suggested Reading:**

1. Guide books for National Certification Examination for Energy Manager / Energy Auditors Book-1, General Aspects.
2. Hargroves, K., Gockowiak, K., Wilson, K., Lawry, N., and Desha, C. (2014) An Overview of Energy Efficiency Opportunities in Mechanical/civil/electrical/chemical Engineering, The University of Adelaide and Queensland University of Technology.
3. Success stories of Energy Conservation by BEE, New Delhi ([www.bee-india.org](http://www.bee-india.org)).

  
Professor and Head Department  
Department of Computer Science & Engineering  
Chaitanya Bharathi Institute of Technology (A)  
Gandipet, Hyderabad-500 075.(T.S.)

**20EGO01****TECHNICAL WRITING SKILLS  
(Open Elective - II)**

Instruction	3 Hours per week
Duration of End Examination	3 Hours
Semester End Examination	60 Marks
Continuous Internal Evaluation	40 Marks
Credits	3

**Course Objectives:** The objectives of this course are,

1. Process of communication and channels of communication in general writing and technical writing in particular.
2. Learn Technical Writing including sentence structure and be able to understand and use technology specific words.
3. Write business letters and technical articles.
4. Write technical reports and technical proposals.
5. Learn to write agenda, record minutes of a meeting, draft memos. Understand how to make technical presentations.

**Course Outcomes:** On Successful completion of the course, students will be able to

1. Communicate effectively, without barriers and understand aspects of technical communication.
2. Differentiate between general writing and technical writing and write error free sentences using technology specific words.
3. Apply techniques of writing in business correspondence and in writing articles.
4. Draft technical reports and technical proposals.
5. Prepare agenda and minutes of a meeting and demonstrate effective technical presentation skills.

**UNIT - I**

**Communication** – Nature and process.

**Channels of Communication** – Downward, upward and horizontal communication. Barriers to communication.

**Technical Communication** – Definition, oral and written communication. Importance and need for Technical communication. Nature of Technical Communication. Aspects and forms of Technical communication.

**Technical communication Skills** – Listening, Speaking, Reading & Writing.

**UNIT - II**

**Technical Writing** – Techniques of writing. Selection of words and phrases in technical writing. Differences between technical writing and general writing. Abstract and specific words. Sentence structure and requisites of sentence construction. Paragraph length and structure.

**UNIT - III**

**Business correspondence** – Sales letters, letters of Quotation, Claim and Adjustment letters.

**Technical Articles:** Nature and significance, types. Journal articles and Conference papers, elements of technical articles.

**UNIT - IV**

**Technical Reports:** Types, significance, structure, style and writing of reports. Routine reports, Project reports.

**Technical Proposals:** Definition, types, characteristics, structure and significance.

**UNIT - V**

**Mechanics of Meetings:** Preparation of agenda, participation, chairing and writing minutes of a meeting. Memorandum. Seminars, workshops and conferences.

**Technical Presentations :** Defining purpose, audience and locale, organizing content, preparing an outline, use of Audio Visual Aids, nuances of delivery, importance of body language and voice dynamics.

**Text Books:**

1. Meenakshi Raman & Sangeeta Sharma, “Technical Communications-Principles and Practice”, Oxford University Press, Second Edition, 2012.
2. M Ashraf Rizvi, “Effective Technical Communication”, Tata McGraw Hill Education Pvt Ltd, 2012.



Professor and Head Department  
Department of Computer Science & Engineering  
Chaitanya Bharathi Institute of Technology (A)  
Gandipet, Hyderabad-500 075.(T.S.)



**Suggested Reading:**

1. Kavita Tyagi & Padma Misra, "Basic Technical Communication", PHI Learning Pvt Ltd, 2012.
2. R.C Sharma & Krishna Mohan, "Business Correspondence and Report Writing", Tata McGraw Hill, 2003.

**Online Resources:**

1. [https://onlinecourses.nptel.ac.in/noc18\\_mg13/preview](https://onlinecourses.nptel.ac.in/noc18_mg13/preview)
2. <https://www.technical-writing-training-and-certification.com/>
3. <https://academy.whatfix.com/technical-writing-skills>



Professor and Head Department  
Department of Computer Science & Engineering  
Chaitanya Bharathi Institute of Technology (A)  
Gandipet, Hyderabad-500 075.(T.S.)

**20CEO02****DISASTER RISK REDUCTION AND MANAGEMENT  
(Open Elective - II)**

Instruction	3 Hours per week
Duration of End Examination	3 Hours
Semester End Examination	60 Marks
Continuous Internal Evaluation	40 Marks
Credits	3

**Course Outcomes:** On Successful completion of the course, students will be able to

1. Identify and understand the concepts of hazards, causes and impacts of disasters.
2. Develop a critical capacity to evaluate the principles and practices of disaster risk reduction and management.
3. Develop a deep awareness of disaster resilience, risk mitigation, and recovery policies as they arise from natural hazards around the globe.
4. Apply knowledge about existing global frameworks and existing agreements and role of community in successful Disaster Risk Reduction.
5. Evaluate DM study including data search, analysis and presentation as a case study.

**UNIT - I**

- Hazard and disaster-concepts, vulnerability and risk.
- Hazard and disaster type – Natural, Water- related, pandemic and Human induced hazards disasters.
- Causes and Impacts of disasters – Impacts on natural eco systems: physical, psychological and social impact.
- Disaster and financial resilience.
- GIS and remote sensing.
- Disaster vulnerability profile of India –Specific to geographical regions and states (as per regional significance).

**UNIT - II**

- Disaster Management Cycle –Rescue, Relief, Rehabilitation, Prevention, Mitigation and Preparedness.
- Disaster risk reduction {DRR} –Community based DRR, institutions concerned with safety, disaster mitigation and construction techniques as per Indian standards.
- Early warning systems.

**UNIT - II**

- Trauma and stress management.
- First aid and emergency procedures.
- Awareness generation strategies for the community on safe practises in disaster (as per regional significance).

**UNIT - II**


- Components of disaster management –preparedness of rescue and relief, mitigation, rehabilitation &reconstruction.
- Institutional frame work of disaster management in India (NDMA-SDMA, NDRF, Civic volunteers, NIDM).
- Phases of disaster/risk management and post-disaster responses.
- Compensation and insurance.
- Applications of remote sensing and GIS in disaster management.

**UNIT - V**

- Capacity building for disaster/damage mitigation (structural and non-structural measures).
- Disaster risk reduction strategies and national disaster management guidelines.
- Disaster management Act -2005.
- Regional issues as per regional requirement/university can take minimum two topics as per high powered committee.

**Text Books:**

1. Singh, R. (2017), "Disaster management Guidelines for Earth quakes, Landslides, Avalanches and Tsunami". Horizon Press publications.
2. Taimpo (2016), "Disaster management and preparedness". CRC Press Publications.
3. Nidhi, G.D. (2014), "Disaster management preparedness". CBS Publications Pvt. Ltd.
4. Gupta, A.K., Nair, S.S., Shiraz, A. and Dey, S. (2013), "Flood Disaster Risk Management-CBS Publications Pvt Ltd.
5. Singh, R. (2016), "Disaster management Guidelines for Natural Disasters" Oxford University Press Pvt. Ltd.

  
Professor and Head Department  
Department of Computer Science & Engineering  
Chaitanya Charathi Institute of Technology (A)  
Gandipet, Hyderabad-500 075.(T.S.)

**20CHO04****ENVIRONMENTAL AND SUSTAINABLE DEVELOPMENT  
(Open Elective - II)**

Instruction	3 Hours per week
Duration of End Examination	3 Hours
Semester End Examination	60 Marks
Continuous Internal Evaluation	40 Marks
Credits	3

**Course Objectives:** This course will help the students:

1. To have an increased awareness on issues in areas of sustainability.
2. To understand the role of engineering & technology within sustainable development.
3. To know the methods, tools and incentives for sustainable product service system development.
4. To establish a clear understanding of the role and impact of various aspects of engineering decisions on environmental, societal and economic problems.
5. To communicate results related to their research on sustainable engineering.

**Course Outcomes:** At the completion of this course students will be able:

1. To relate sustainability concepts and ethical principles towards environment.
2. To understand the different types of environmental pollution problems and their respect sustainable solutions.
3. To become aware of concepts, analytical methods/models, and resources for evaluating and comparing sustainability implications of engineering activities.
4. To critically evaluate existing and new methods.
5. To develop sustainable engineering solutions by applying methods and tools to research a specific system design.
6. To apply concepts of sustainable development to address sustainability challenges in a global context.

**UNIT- I**

Introduction of sustainability- Need and concept of Sustainable Engineering, Social-environmental and economic sustainability concepts, Sustainable development and challenges, Multilateral Environmental acts and protocols-Clean Development Mechanism (CDM), Environmental legislations in India- Air Act and Water Act.

**UNIT- II**

Economic and social factors affecting sustainability, Effects of pollution from natural sources, Solid waste-sources, impacts, 4R (Reduce, Reuse, Recycling, Recover) concept, Global environmental issues-Resource degradation, Climate change, Global warming, Ozone layer depletion, Tools used to ensure sustainability in engineering activities such as environmental management systems and environmental impact assessment studies.

**UNIT- III**

Global, Regional and Local environmental issues, Carbon credits and Carbon trading, Carbon foot print, Environmental management standards, ISO 14000 series, Life cycle Analysis (LCA)-scope and goal, Procedures of EIA (Environment Impact Assessment) in India-Procedures of EIA in India.

**UNIT- IV**

Basic concept of sustainable habitat-Sustainable cities, Sustainable transport, Sustainable sources of energy-conventional and renewable sources, Green Engineering: Green buildings, Green materials for sustainable design, Green building certification, Methods for increasing energy efficiencies of buildings.

**UNIT- V**


Technology and sustainable development, Sustainable urbanization, Industrialization and poverty reduction, Social and Technological change, Industrial processes-material selection, Pollution prevention, Industrial ecology, Industrial symbiosis.

**Text Books:**

1. Allen D. T and Shonnard D. R., Sustainability Engineering Concepts, Design and Case Studies, 1st Ed, Prentice Hall, 2011.
2. Bradley A. S, Adebayo A. O and Maria. P., Engineering Applications in Sustainable Design and Development, 1st Ed, Cengage Learning, 2016.

**Suggested Reading:**

1. Rag R. L., Introduction To Sustainable Engineering, 2nd Ed, PHI Learning Pvt Ltd, 2016.
2. Krishna R. Reddy, Claudio Cameselle, Jeffrey A. Adams., Sustainable Engineering, 1st Ed, Wiley, 2019.

  
Professor and Head Department  
Department of Computer Science & Engineering  
Chaitanya Bharathi Institute of Technology (A)  
Gandipet, Hyderabad-500 075.(T.S.)

**20EGMO3****UNIVERSAL HUMAN VALUES-II: UNDERSTANDING HARMONY**

Instruction	3 Hours per week
Duration of End Examination	3 Hours
Semester End Examination	60 Marks
Continuous Internal Evaluation	40 Marks
Credits	3

**Introduction**

This course discusses the role of human values in one's family, in society and in nature. In the Induction Program, students would get an initial exposure to human values through Universal Human Values-I. This exposure is to be augmented by this compulsory full semester foundation course.

**Course Objectives:** The objectives of this course are,

1. Development of a holistic perspective based on self-exploration about themselves (human being), family, society and nature/existence.
2. Understanding (or developing clarity) of the harmony in human being, family, society and nature/existence.
3. Strengthening of self-reflection.
4. Development of commitment and courage to act.

**Course Outcomes:** On Successful completion of the course, students will be able to

1. Students are expected to become more aware of themselves and their surroundings (family, society, nature).
2. They would become more responsible in life, and in handling problems with sustainable solutions, while keeping human relationships and human nature in mind.
3. They would have better critical ability.
4. They would also become sensitive to their commitment towards what they have understood (human values, human relationship and human society).
5. It is hoped that they would be able to apply what they have learnt to their own self in different day-to-day settings in real life, at least a beginning would be made in this direction.

**UNIT - I****Course Introduction - Need, Basic Guidelines, Content and Process for Value Education**

- Purpose and motivation for the course, recapitulation from Universal Human Values-I.
- Self-Exploration-what is it? - Its content and process; „Natural Acceptance“ and Experiential Validation- as the process for self- exploration.
- Continuous Happiness and Prosperity- A look at basic Human Aspirations.
- Right understanding, Relationship and Physical Facility- the basic requirements for fulfillment of aspirations of every human being with their correct priority.
- Understanding Happiness and Prosperity correctly- A critical appraisal of the current Scenario.
- Method to fulfill the above human aspirations: understanding and living in harmony at various levels.

**UNIT – II****Understanding Harmony in the Human Being - Harmony in Myself**

- Understanding human being as a co-existence of the sentient „I“ and the material „Body“.
- Understanding the needs of Self („I“) and „Body“ - happiness and physical facility.
- Understanding the Body as an instrument of „I“ (I being the doer, seer and enjoyer).
- Understanding the characteristics and activities of „I“ and harmony in „I“.
- Understanding the harmony of I with the Body: Sanyam and Health; correct appraisal of Physical needs, meaning of Prosperity in detail □ Programs to ensure Sanyam and Health.

**UNIT – III****Understanding Harmony in the Family and Society- Harmony in Human- Human Relationship**

- Understanding values in human-human relationship; meaning of Justice (nine universal values in relationships) and program for its fulfillment to ensure mutual happiness; Trust and Respect as the foundational values of relationship.
- Understanding the meaning of Trust; Difference between intention and competence.

- Understanding the meaning of Respect, Difference between respect and differentiation; the other salient values in relationship.
- Understanding the harmony in the society (society being an extension of family): Resolution, Prosperity, fearlessness (trust) and co-existence as comprehensive Human Goals.
- Visualizing a universal harmonious order in society- Undivided Society, Universal Order- from family to world family.

#### UNIT – IV

##### Understanding Harmony in the Nature and Existence - Whole existence as Coexistence

- Understanding the harmony in the Nature.
- Interconnectedness and mutual fulfilment among the four orders of nature - recyclability and self-regulation in nature.
- Understanding Existence as Co-existence of mutually interacting units in all - pervasivespace
- Holistic perception of harmony at all levels of existence.

#### UNIT – V

##### Implications of the above Holistic Understanding of Harmony on Professional Ethics

- Natural acceptance of human values.
- Definitiveness of Ethical Human Conduct.
- Basis for Humanistic Education, Humanistic Constitution and Humanistic Universal Order.
- Competence in professional ethics: a. Ability to utilize the professional competence for augmenting universal human order b. Ability to identify the scope and characteristics of people friendly and eco-friendly production systems, c. Ability to identify and develop appropriate technologies and management patterns for above production systems.
- Case studies of typical holistic technologies, management models and production systems.
- Strategy for transition from the present state to Universal Human Order:
  - At the level of individual: as socially and ecologically responsible engineers, technologists and managers.
  - At the level of society: as mutually enriching institutions and organizations.

#### Assessment:

This is a compulsory credit course. The assessment is to provide a fair state of development of the student, so participation in classroom discussions, self- assessment, peer assessment etc. will be used in evaluation.

#### Example:

Assessment by faculty mentor: 10 marks

Self-assessment/Assessment by peers: 10 M

Socially relevant project/Group Activities/Assignments: 20 marks

Semester End Examination: 60 marks

The overall pass percentage is 40%. In case the student fails, he/she must repeat the course.

#### Text Books:


1. R R Gaur, R Asthana, G P Bagaria, “A Foundation Course in Human Values and Professional Ethics”, 2<sup>nd</sup> Revised Edition, Excel Books, New Delhi, 2019. ISBN 978-93-87034-47-1

#### The Teacher’s Manual:


1. R R Gaur, R Asthana, G P Bagaria, “Teachers” Manual for A Foundation Course in Human Values and Professional Ethics”, 2<sup>nd</sup> Revised Edition, Excel Books, New Delhi, 2019. ISBN 978-93-87034-53-2

#### Suggested Reading:

1. A Nagaraj Jeevan Vidya: Ek Parichaya, Jeevan Vidya Prakashan, Amar kantak, 1999.
2. A. N. Tripathi, “Human Values”, New Age Intl. Publishers, New Delhi, 2004.
3. Cecile Andrews, Slow is Beautiful
4. Gandhi - Romain Rolland (English)
5. Dharampal, “Rediscovering India”
6. E. F.Schumacher. “Small is Beautiful”
7. J. C. Kumarappa “Economy of Permanence”
8. Pandit Sunderlal “Bharat Mein Angreji Raj”

  
 Professor and Head Department  
 Department of Computer Science & Engineering  
 Chaitanya Bharathi Institute of Technology (A)  
 Gandipet, Hyderabad-500 075.(T.S.)

9. Mohandas Karamchand Gandhi “The Story of My Experiments with Truth”
10. Mohandas K. Gandhi, “Hind Swaraj or Indian Home Rule”
11. Maulana Abdul Kalam Azad, India Wins Freedom.
12. Vivekananda - Romain Rolland (English)
13. The Story of Stuff (Book)



**Professor and Head Department**  
**Department of Computer Science & Engineering**  
**Chaitanya Bharathi Institute of Technology (A)**  
**Gandipet, Hyderabad-500 075.(T.S.)**



**20CSC25****CASE STUDIES USING UML LAB**

Instruction	2 Hours per week
Duration of End Examination	3 Hours
Semester End Examination	50 Marks
Continuous Internal Evaluation	50 Marks
Credits	1

**Pre-requisites:** Object Oriented Programming, Software Engineering.

**Course Objectives:** The objectives of this course are,

1. To identify Project Scope, Objectives and infrastructure.
2. To understand Software Engineering methodologies for project development.
3. To gain knowledge about Computer Aided Software Engineering (CASE) tools.
4. To use effective communication and technical skills for building quality software.

**Course Outcomes:** On Successful completion of the course, students will be able to,

1. Identify the problem scope and constraints in the problem.
2. Prepare software requirements specifications (SRS) for the system according to standards.
3. Apply the design notations of structured approach to develop ER and Data Flow Diagrams.
4. Apply/Use the design notations of OO approach to develop UML diagrams using rational tools.
5. Implement, analyze and prepare the documentation for the proposed system.

**Select one large Information System/Approach and device the following using UML tool:**


1. Structured Diagrams (Data Flow Diagrams, Entity-Relationship Diagrams etc.).
2. Preparation of Software Requirement Specification Document for a given Case Study.

**UML Diagrams**

1. Use Case Diagrams.
2. Class Diagrams.
3. Sequence Diagrams.
4. Activity Diagrams.
5. State Chart Diagrams.
6. Component Diagrams.
7. Deployment Diagrams.

**Text Books:**

1. Grady Booch, James Rumbaugh, Ivar Jacobson: "The Unified Modeling Language User Guide", Pearson Education, 2007.
2. Roger S. Pressman, "Software Engineering - A Practitioners Approach", 7th Edition, Pearson Education, India, 2010.

  
**Professor and Head Department**  
 Department of Computer Science & Engineering  
 Chaitanya Bharathi Institute of Technology (A)  
 Gandipet, Hyderabad-500 075.(T.S.)

**20CIC09****BLOCKCHAIN PLATFORMS AND APPLICATIONS LAB**

Instruction	3 Hours per week
Duration of End Examination	3 Hours
Semester End Examination	50 Marks
Continuous Internal Evaluation	50 Marks
Credits	1.5

**Pre-requisites:** Distributed Systems, Computer Networks.

**Course Objectives:** The objectives of this course are to

1. Introduce the fundamental design and architectural primitives of Blockchain and consensus Protocols.
2. Explore various blockchain platforms.
3. Understand and develop smart contracts and decentralized applications.
4. Understand the significance of Hyperledger Fabric and composer.
5. Apply blockchain securely in various sectors ranging from Financial to Government.

**Course Outcomes:** On successful completion of the course, students will be able to

1. Understand the fundamental design and architectural primitives of Blockchain and consensus Protocols.
2. Deploy various blockchain platforms and identify the significance of smart contracts.
3. Implement the working of Ethereum and decentralized applications.
4. Implement the blockchain applications with Hyperledger Fabric and Composer.
5. Apply blockchain in different application domains such as financial and supply chain sectors.
6. Analyze the Implications of blockchain for privacy and security.

**LIST OF EXPERIMENTS:**

1. Understanding Blockchain Foundations: Elements of Distributed Computing, Elements of Cryptography, digital signature.
2. Introduction to Solidity Programming with basic syntax's.
3. Getting Familiar with Development environments like: MIX (The DApp IDE), Ether.camp and Truffle etc.
4. Working with tools like Remix, Ganache, MetaMask etc to build and deploy the smart contracts.
5. Setup a MetaMask Ethereum wallet in the web browser to create wallets (User Accounts) and use it to send and receive Ethers.
6. Create a genesis block to set up the private blockchain network using Go Ethereum (Geth) and Mist, start mining with miner.start() command.
7. Use EtherScan to view the transaction details, explore Blockchain test networks to perform transactions, execute smart contracts.
8. Creating and deploying the simple smart contracts like "Hello World", incrementing/decrementing the counter variable on the Blockchain network.
9. Launch Dapps using Ethereum.
10. Hyperledger Fabric Demo.
11. Building DApps Using Hyperledger fabric.
12. Deploy any real world applications in various sectors such as Financial, Digital identity, Education, Healthcare, Agriculture, Land registrations etc.on a suitable Blockchain platform.



**Text Books:**


1. Bettina Warburg, Bill Wanger and Tom Serres, Basics of Blockchain (1 ed.), Independently published, 2019. ISBN 978-1089919445.
2. Reed, Jeff, Smart contracts: The essential guide to using blockchain smart contracts for cryptocurrency exchange (1 ed.), CreateSpace Independent Publishing Platform, 2016. ISBN 978-1539457442.

**Suggested Reading:**

1. Diedrich Henning, Ethereum: blockchains, digital assets, smart contracts, decentralized autonomous organizations (1 ed.), Wildfire Publishing, 2016. ISBN 978- 1523930470.
2. Antonopoulos and Andreas M., Mastering Bitcoin: unlocking digital cryptocurrencies (1 ed.), O'Reilly Media, Inc., 2015. ISBN 978-1449374044.

**Online Resources:**

1. Hyperledger Tutorials - <https://www.hyperledger.org/use/tutorials>
2. Ethereum Development Resources - <https://ethereum.org/en/developers>

  
Professor and Head Department  
Department of Computer Science & Engineering  
Chaitanya Charathi Institute of Technology (A)  
Gandipet, Hyderabad-500 075.(T.S.)

**20CIE06****SENSORS AND SENSING TECHNOLOGIES LAB  
(Professional Elective-II Lab)**

Instruction	2 Hours per week
Duration of End Examination	3 Hours
Semester End Examination	50 Marks
Continuous Internal Evaluation	50 Marks
Credits	1

**Pre-requisites:** IoT development, applications and practice.

**Course Objectives:** The objectives of this course are to

1. Identify various types of sensors used in IoT.
2. Illustrate connection of sensors to processing devices.
3. Understand various communication protocols used for IoT sensing.

**Course Outcomes:** On successful completion of the course, students will be able to

1. Strong understanding of fundamentals of Sensing and Sensor Devices.
2. Illustrate the mechanism to connect the sensors to processing devices.
3. Demonstrate the communication mechanism for IoT sensors.
4. Design and implement data processing software to utilise sensor data.
5. Develop virtual instruments for specific application using LabVIEW software.
6. Ease the programming required to make computer interact with real world.

**LIST OF EXPERIMENTS:**

1. To study the digital response of IR motion sensor and to determine its range.
2. Experiment with force/stress sensor.
3. Perform experiment using magnetic sensor.
4. Perform experiment using electrochemical sensor.
5. To deploy LIFA (LabVIEW interface for Arduino) and to study the response using LabVIEW and Arduino.
6. To draw the input -output characteristics of a LVDT and to determine its sensitivity using LabVIEW.
7. To draw the temp- voltage graph for a LM 35 temperature module and to determine its sensitivity using LabVIEW.
8. To observe temperature characteristics from LabVIEW.
9. Study of resistive soil moisture sensor and to observe its characteristic graph using LabVIEW.
10. Implement different case studies using advanced sensors and processing devices.

**Text Books:**


1. Intelligent Sensing, Instrumentation and Measurements- Mukhopadhyay, Subhas Chandra.
2. Virtual instrumentation using LabView – Jovitha Jerome, PHI, 2011.
3. Arduino programming-Mark Torvalas.

**Suggested Reading:**

1. Patranabis D, "Sensors and Transducers," Prentice Hall 2013 , second edition.
2. Frank R, "Understanding Smart Sensors", Artech House.
3. Arshdeep Bahga and Vijay Madisetti, "Internet of Things: A Hands-on Approach", Universities Press, 2014.
4. Callaway EH, "Wireless Sensor Networks : Architecture and Protocols," Auerbach Publications.
5. Anand MMS, "Electronic Instruments and Instrumentation Techniques," Prentice Hall.
6. IEEE Standard 1451, "Smart Transducer Interface for Sensor and Actuators".

**Online Resources:**

1. <https://www.arrow.com/en/research-and-events/articles/sensor-technologies?yokogawa.com/special/sensing-technology>
2. [https://onlinecourses.nptel.ac.in/noc21\\_ee32/preview](https://onlinecourses.nptel.ac.in/noc21_ee32/preview)

  
 Professor and Head Department  
 Department of Computer Science & Engineering  
 Chaitanya Bharathi Institute of Technology (A)  
 Gandipet, Hyderabad-500 075.(T.S.)

**20CIE07****VULNERABILITY ANALYSIS AND PENETRATION TESTING LAB  
(Professional Elective-II Lab)**

Instruction	2 Hours per week
Duration of End Examination	3 Hours
Semester End Examination	50 Marks
Continuous Internal Evaluation	50 Marks
Credits	1

**Pre-requisites:** Operating System, Computer Networks.

**Course Objectives:** The objectives of this course are to

1. Test, run exploits to identify vulnerabilities in networks.
2. Identify and analyse exposures and weaknesses in applications.
3. Perform Penetration Testing and make reports based on test results.

**Course Outcomes:** On Successful completion of the course, students will be able to

1. Install and exploit tools for network protection.
2. Exploit and analyse vulnerabilities in LAN, wireless devices and identify the same using penetration testing.
3. Perform vulnerability scanning and penetration testing using appropriate tools and techniques.
4. Perform a wireless pen testing, packet analysis and log analysis.
5. Perform static and dynamic analysis on application.

**LIST OF EXPERIMENTS:**

1. To install and exploit security tools for protecting a network.
2. To exploit the vulnerabilities in a LAN environment and launch attacks.
3. To analyse the network packet using Wireshark.
4. To perform the web penetration testing using Burp suite.
5. To perform vulnerability assessment of wireless devices.
6. To exploit vulnerabilities in the systems using Metasploit.
7. To perform the log analysis using Splunk.
8. To find vulnerable application in play store and perform static and dynamic analysis on it.

**Text Books:**

1. Ethical Hacking: A Hands-on Introduction to Breaking In by Daniel G. Graham, October 2021, 376 pp. ISBN-13: 9781718501874 No Starch Press.

**Suggested Reading:**

1. Practical Binary Analysis Build Your Own Linux Tools for Binary Instrumentation, Analysis, and Disassembly by Dennis Andriess December 2018, 456 pp. ISBN-13:9781593279127. No Starch Press.
2. Designing Secure Software, A Guide for Developers by Loren Kohnfelder November 2021, 312 pp. ISBN-13: 9781718501928 No Starch Press.
3. Penetration Testing: Hands-on Introduction to Hacking by Georgia Weidman, 1st Edition, No Starch Press.
4. The Pen Tester Blueprint-Starting a Career as an Ethical Hacker by L. Wylie, Kim Crawly, 1st Edition, Wiley Publications.

**20CSE15****SOFT COMPUTING LAB  
(Professional Elective-II Lab)**

Instruction	2 Hours per week
Duration of End Examination	3 Hours
Semester End Examination	50 Marks
Continuous Internal Evaluation	50 Marks
Credits	1

**Pre-requisites:** Linear Algebra & Calculus, Differential Equations & Transform Theory.

**Course Objectives:** The objectives of this course are,

1. To illustrate the concepts of simple neuron.
2. To learn the fundamentals of Neural Networks & Feed Forward Networks, Associative Memories & Artificial Neural Networks.
3. To understanding the concepts of Fuzzy Logic and Fuzzy Systems, Genetic Algorithms and its design.

**Course Outcomes:** On Successful completion of the course, students will be able to,

1. Implement McCulloch-Pitts model for Boolean operations.
2. Apply perceptron learning algorithm for a given problem.
3. Design and analyze various Neural Networks Architectures.
4. Apply concepts of fuzzy sets on real-time applications.
5. Implement Genetic Algorithms with its operators.
6. Apply soft computing strategies for various real time applications

**LIST OF EXPERIMENTS:**

1. Implementation of Simple Neural Network (McCulloch-Pitts model) for realizing AND Operation and OR operation.
2. Implementation of Perceptron network for realizing NAND operation.
3. Implementation of ANDNOT using ADALINE network.
4. Implementation of XOR problem using MADALINE network.
5. Design and Develop the Back Propagation Algorithm.
6. Implementation of Bidirectional Associative Memory (BAM) network.
7. Implementation of Hopfield Network.
8. Implementation of Membership Functions in Fuzzy Sets.
9. Implementation of Kohonen Self-Organizing Feature Maps (KSOFM) network for Clustering.
10. Implement the Genetic Algorithm for the function  $f(x) = x^2$

**Text Books:**


1. S.N. Sivanandam & S.N. Deepa, "Principles of soft computing", Wiley publications, 2<sup>nd</sup> Edition, 2011.

**Suggested Reading:**

1. D.K Prathikar, "Soft Computing", Narosa Publishing House, New Delhi, 2008.
2. S.N.Sivanandam, S.N.Deepa "Principles of Soft Computing" Second Edition, Wiley Publication 2016.
3. Satish Kumar, "Neural Networks -A classroom approach"; Second Edition, TMH, 2017.

**Online Resources:**

1. [https://onlinecourses.nptel.ac.in/noc22\\_cs54/preview](https://onlinecourses.nptel.ac.in/noc22_cs54/preview)

  
 Professor and Head Department  
 Department of Computer Science & Engineering  
 Chaitanya Charathi Institute of Technology (A)  
 Gandipet, Hyderabad-500 075.(T.S.)

**20CSE32****MOBILE APPLICATION DEVELOPMENT LAB  
(Professional Elective-II Lab)**

Instruction	2 Hours per week
Duration of End Examination	3 Hours
Semester End Examination	50 Marks
Continuous Internal Evaluation	50 Marks
Credits	1

**Pre-requisites:** Programming for problem solving.

**Course Objectives:** The objectives of this course are,

1. To learn how to develop Applications for android environments.
2. To learn how to develop user interface applications.
3. To learn how to develop URL related applications.

**Course Outcomes:** On Successful completion of the course, students will be able to,

1. Analyze all the components and their properties of various Emulators for selecting suitable emulator.
2. Apply essential Android programming concepts for developing efficient mobile app.
3. Develop Android applications related to various layouts.
4. Design Flutter applications with rich user interactive interfaces.
5. Develop Android applications related to mobile related server-less database like SQLite.
6. Extend event handling to develop various mobile applications.

**LIST OF EXPERIMENTS:**

1. Create an Android application that shows Hello + name of the user and run it on an emulator. (b) Create an application that takes the name from a text box and shows hello message along with the name entered in text box, when the user clicks the OK button.
2. Create a screen that has input boxes for User Name, Password and Address, Gender (radio buttons for male and female), Age (numeric), Date of Birth (Date Picket), State (Spinner) and a Submit button. On clicking the submit button, print all the data below the Submit Button. Use (a) Linear Layout, (b) Relative Layout and (c) Grid Layout or Table Layout.
3. Develop an application that shows names as a list and on selecting a name it should show the details of the candidate on the next screen with a "Back" button. If the screen is rotated to landscape mode (width greater than height), then the screen should show list on left fragment and details on right fragment instead of second screen with back button. Use Fragment transactions and Rotation event listener.
4. Develop an application that uses a menu with 3 options for dialing a number, opening a website and to send an SMS. On selecting an option, the appropriate action should be invoked using intents.
5. Develop an application that inserts some notifications into Notification area and whenever a notification is inserted, it should show a toast with details of the notification.
6. Create an application that uses a text file to store user names and passwords (tab separated fields and one record per line). When the user submits a login name and password through a screen, the details should be verified with the text file data and if they match, show a dialog saying that login is successful. Otherwise, show the dialog with Login Failed message.
7. Create a user registration application that stores the user details in a database table.
8. Create a database and a user table where the details of login names and passwords are stored. Insert some names and passwords initially. Now the login details entered by the user should be verified with the database and an appropriate dialog should be shown to the user.
9. Create an application for Alarm clock with Snooze ability, i.e., if user don't off the alarm when it rings, then alarm should repeat for every 10 minutes until user turns it off.
10. Create an App to demonstrate ActionBar for application navigation.
11. Create Flutter and iOS Apps using Dart language for UI Building, Basic widget exploration, Material components exploration, Widgets catalog exploration.
12. Flutter and iOS apps for Adding interactivity, Routing and navigation, Read and write with Dart IO: Setup, Read and write with Dart IO: Final code.

**Text Books:**


1. David Wolber, Hal Abelson, Ellen Spertus & Liz Looney, “App Inventor-Create your own Android Apps”, O’Reilly, 2011.
2. Dieter Meiller, “Modern App Development with Dart and Flutter 2”, Walter de Gruyter GmbH, Berlin/Boston, 2021.

**Tools:**

1. Android Studio 4.1.3

**Online Resources:**

1. [https://developer.android.com/studio?gclid=Cj0KCQjwyN-DBhCDARIsAFOELTkESs57QOqIUktCOBZKgk8NkVT5OhpCnxUx4V6yDMPt6c-Ot7j4-sEaAiasEALw\\_wcB&gclidsrc=aw.ds](https://developer.android.com/studio?gclid=Cj0KCQjwyN-DBhCDARIsAFOELTkESs57QOqIUktCOBZKgk8NkVT5OhpCnxUx4V6yDMPt6c-Ot7j4-sEaAiasEALw_wcB&gclidsrc=aw.ds)
2. [https://onlinecourses.nptel.ac.in/noc20\\_cs52/preview](https://onlinecourses.nptel.ac.in/noc20_cs52/preview)
3. [https://onlinecourses.swayam2.ac.in/nou21\\_ge41/preview](https://onlinecourses.swayam2.ac.in/nou21_ge41/preview)

  
Professor and Head Department  
Department of Computer Science & Engineering  
Chaitanya Bharathi Institute of Technology (A)  
Gandipet, Hyderabad-500 075.(T.S.)



**20CSE40****HIGH PERFORMANCE COMPUTING LAB  
(Professional Elective-II Lab)**

Instruction	2 Hours per week
Duration of End Examination	3 Hours
Semester End Examination	50 Marks
Continuous Internal Evaluation	50 Marks
Credits	1

**Course Objectives:** The objectives of this course are to

1. Provide an overview of existing High-Performance Computing (HPC) software and hardware.
2. Expose students to a parallel computing environment.
3. Explore the APIs in MPI programming.
4. Introduce CUDA for parallel computing on GPUs.

**Course Outcomes:** On Successful completion of the course, students will be able to,

1. Apply System Commands and Networking commands of Linux.
2. Describe OpenMP constructs and functions.
3. Design and implement parallel programs using OpenMP.
4. Apply the APIs in MPI programming.
5. Design and implement parallel programs using CUDA.

**LIST OF EXPERIMENTS:**

1. Practice Basic commands, System Commands and Networking commands of Linux.
2. Explore basic OpenMP constructs and functions.
3. Design and implement a parallel program using OpenMP to implement the following algorithms and compare the performance with respective sequential algorithm.
  - a. Gaussian Elimination Algorithm
  - b. Jacobi Algorithm
4. Explore the APIs in MPI programming.
5. Design and implement a parallel program to calculate pi using MPI programming
6. Design and implement a parallel program using MPI to [utilize all the available resources]
  - a. add two large vectors
  - b. multiply a matrix - vector multiplication [column-wise and row-wise]
7. Explore the details of how to launch CUDA kernel, how to compile and how to use CUDA.
8. Design and implement a parallel program using CUDA to add 2D vectors.

**Text Books:**

1. Thomas Sterling, Matthew Anderson, and Maciej Brodowic, High-Performance Computing Modern Systems and Practices, Morgan Kaufmann; First edition, 2017.
2. Ruud van der Pas, Eric Stotzer, and Christian Terboven, Using OpenMP - The Next Step, MIT Press 2017.
3. William Gropp, Ewing Lusk, and Anthony Skjellum, Using MPI: Portable Parallel Programming with the Message-Passing Interface MIT Press, 3<sup>rd</sup> edition, 2015.
4. William Gropp, Torsten Hoefler, and Rajeev Thakur, Using Advanced MPI: Modern Features of the Message- Passing Interface MIT Press, 1<sup>st</sup> edition, 2015.
5. Duane Storti and Mete Yurtoglu, CUDA for Engineers: An Introduction to High-Performance Parallel Computing, Addison-Wesley 1st edition, 2015.

**Online Resources:**

1. <https://www.oreilly.com/library/view/cuda-for-engineers/9780134177540/?ar>
2. <https://researchcomputing.princeton.edu/education/external-online-resources/hpc-overview>

**20EGCO3****EMPLOYABILITY SKILLS**

Instruction	2 Hours per week
Duration of End Examination	2 Hours
Semester End Examination	50 Marks
Continuous Internal Evaluation	50 Marks
Credits	1

**Course Objectives:** The objectives of this course are,

1. Learn the art of communication, participate in group discussions and case studies with confidence and to make effective presentations.
2. With- resume packaging, preparing them to face interviews.
3. Build an impressive personality through effective time management, leadership qualities, self-confidence and assertiveness.
4. Understand professional etiquette and to make them learn academic ethics and value system.
5. To be competent in verbal aptitude.

**Course Outcomes:** On successful completion of this course, students will be able to,

1. Become effective communicators, participate in group discussions with confidence and be able to make presentations in a professional context.
2. Write resumes, prepare and face interviews confidently.
3. Be assertive and set short term and long term goals, learn to manage time effectively and deal with stress.
4. Make the transition smoothly from campus to work, use media with etiquette and understand the academic ethics.
5. Enrich their vocabulary, frame accurate sentences and comprehend passages confidently.

**UNIT - I**

**Verbal Aptitude:** Error Detection, Articles, Prepositions, Tenses, Concord and Transformation of Sentences- Jumbled Words/Sentences- Vocabulary, Synonyms, Antonyms, One Word Substitutes, Idioms and Phrases, Word/Sentence/Text Completion- Reading Comprehension.

**UNIT - II**

**Group Discussion & Presentation Skills:** Dynamics of Group Discussion-Case Studies- Intervention, Summarizing, Modulation of Voice, Body Language, Relevance, Fluency and Accuracy, Coherence. Elements of Effective Presentation – Structure of a Presentation – Presentation tools – Body language - Preparing an Effective PPT.

**UNIT - III**

**Behavioural Skills:** Personal strength analysis-Effective Time Management- Goal Setting- Stress management- **Corporate Culture** – Grooming and etiquette-Statement of Purpose (SOP).

**UNIT - IV**

**Mini Project:** Research-Hypothesis-Developing a Questionnaire-Data Collection-Analysis-General and Technical Report - Writing an Abstract –Technical Report Writing-Plagiarism-Project Seminar.

**UNIT - V**

**Interview Skills:** Cover Letter and Résumé writing – Structure and Presentation, Planning, Defining the Career Objective and projecting ones Strengths and Skill-sets – Interviews: Concept and Process, Pre-Interview Planning, Opening Strategies, Answering Strategies, Mock Interviews.

**Suggested Reading:**

1. Leena Sen, “Communication Skills”, Prentice-Hall of India, 2005.
2. Dr. Shalini Verma, “Body Language - Your Success Mantra”, S Chand, 2006.
3. Edgar Thorpe and ShowickThorpe, “Objective English”, 2<sup>nd</sup> edition, Pearson Education, 2007.
4. Ramesh, Gopalswamy, and Mahadevan Ramesh, “The ACE of Soft Skills”, New Delhi: Pearson, 2010.
5. Gulati and Sarvesh, “Corporate Soft Skills”, New Delhi: Rupa and Co., 2006.
6. Van Emden, Joan, and Lucinda Becker, “Presentation Skills for Students”, New York: Palgrave Macmillan, 2004.
7. A Modern Approach to Verbal & Non-Verbal Reasoning by R S Aggarwal, 2018.
8. Covey and Stephen R, “The Habits of Highly Effective People”, New York: Free Press, 1989.



**UG-R22 Curriculum**  
With effective from 2022-23

# Computer Engineering and Technology

Scheme of Instruction and Syllabi of  
**B.E I to IV Semester** of  
Four Year Degree Course



**CHAITANYA BHARATHI INSTITUTE OF TECHNOLOGY**

(An Autonomous Institute | Affiliated to Osmania University)

Accredited by NBA & NAAC (A++)

Kokapet Village, Gandipet Mandal, Hyderabad -500075, Telanagana.

E-mail: [principal@cbit.ac.in](mailto:principal@cbit.ac.in), Website: [www.cbit.ac.in](http://www.cbit.ac.in)

Phone No. : 040-24193276 / 277 / 279



**SCHEME OF INSTRUCTION AND SYLLABI  
OF  
B.E. / B.TECH. I TO II SEMESTERS  
FOR  
B.E. CSE (IOT WITH CYBER SECURITY INCLUDING  
BLOCKCHAIN TECHNOLOGY)**

(Inline with AICTE Model Curriculum with effect from AY 2022-23)

**(R-22 Regulation)**



**CHAITANYA BHARATHI INSTITUTE OF TECHNOLOGY (A)**

**Affiliated to OU, Approved by AICTE, Accredited by NBA, NAAC (A++)**

**Kokapet Village, Gandipet Mandal, Hyderabad– 500 075. Telangana**

**E-Mail: [principal@cbit.ac.in](mailto:principal@cbit.ac.in); Website: [www.cbit.ac.in](http://www.cbit.ac.in);**

**Phone Nos.: 040-24193276 / 277 / 279**

*Kanaka*  
Professor and Head Department  
Department of Computer Science & Engineering  
Chaitanya Bharathi Institute of Technology (A)  
Gandipet, Hyderabad-500 075.(T.S.)



## **CHAITANYA BHARATHI INSTITUTE OF TECHNOLOGY (A)**

### **DEPARTMENT OF COMPUTER ENGINEERING AND TECHNOLOGY**

#### **INSTITUTE VISION AND MISSION**

##### **VISION**

To be a Centre of Excellence in Technical Education and Research

##### **MISSION**

To address the emerging needs through quality technical education and advanced research

#### **DEPARTMENT VISION AND MISSION**

##### **VISION**

To be in the frontiers of Computer Science and Engineering with academic excellence and Research

##### **MISSION**

The mission of Computer Science and Engineering Department is to:

1. Educate students with the best practices of Computer Science by integrating the latest research into the curriculum
2. Develop professionals with sound knowledge in theory and practice of Computer Science and Engineering
3. Facilitate the development of academia-industry collaboration and societal outreach programs
4. Prepare students for full and ethical participation in a diverse society and encourage lifelong learning

#### **PROGRAM EDUCATION OBJECTIVES (PEOs)**

1. Graduates will apply their knowledge and skills to succeed in their careers and/or obtain advanced degrees, provide solutions as entrepreneurs
2. Graduates will creatively solve problems, communicate effectively, and successfully function in multi-disciplinary teams with superior work ethics and values
3. Graduates will apply principles and practices of Computer Science, mathematics and science to successfully complete hardware and/or software-related engineering projects to meet customer business objectives
4. Graduates will have the ability to adapt, contribute, innovates modern technologies and systems in the domain of Cyber Security, IoT or productively engage in research

#### **PROGRAM SPECIFIC OUTCOMES (PSOs)**

1. Able to acquire the practical competency through emerging technologies and open- source platforms related to the areas of Cyber Security, IoT and Blockchain
2. Able to assess the hardware and software aspects necessary for the development of solutions to secure critical IT infrastructure and prepare collaborative plans for any incidence response
3. Able to provide diversified solutions in product development by adhering to ethical values for the benefit of society



**CHAITANYA BHARATHI INSTITUTE OF TECHNOLOGY (A)**  
(Inline with AICTE Model Curriculum with effect from AY 2022-23)

**DEPARTMENT OF COMPUTER ENGINEERING AND TECHNOLOGY**

**SEMESTER – I**

S. No	Course Code	Title of the Course	Scheme of Instruction			Scheme of Examination			Credits
			Hours per Week			Duration of SEE in Hours	Maximum Marks		
			L	T	P/D		CIE	SEE	
<b>THEORY</b>									
1	22MTC01	Linear Algebra & Calculus	3	1	0	3	40	60	4
2	22PYC01	Optics and Semiconductor Physics	3	0	0	3	40	60	3
3	22CSC01	Problem Solving And Programming	2	1	0	3	40	60	3
4	22EGC01	English	2	0	0	3	40	60	2
<b>PRACTICAL</b>									
5	22PYC03	Optics and Semiconductor Physics Lab	0	0	3	3	50	50	1.5
6	22EGC02	English lab	0	0	2	3	50	50	1
7	22CSC02	Problem Solving And Programming	0	0	3	3	50	50	1.5
8	22MEC01	CAD and Drafting	0	1	3	3	50	50	2.5
9	22MEC38	Digital Fabrication Lab	0	0	3	3	50	50	1.5
<b>TOTAL</b>			<b>10</b>	<b>3</b>	<b>14</b>	<b>-</b>	<b>410</b>	<b>490</b>	<b>20</b>

L: Lecture

T: Tutorial

D: Drawing

P: Practical

CIE - CIE

SEE - Semester End Examination

22MTC01

**LINEAR ALGEBRA & CALCULUS****(CSE (IOT & CYBER SECURITY INCLUDING BLOCKCHAIN TECHNOLOGY))**

Instruction	3 L+1T Hours per week
Duration of SEE	3 Hours
SEE	60 Marks
CIE	40 Marks
Credits	4

**COURSE OBJECTIVES: This course aim is to**

1. To explain the Partial Derivatives and the extreme values of functions of two variables.
2. To discuss Physical interpretations of scalar and vector functions.
3. To discuss vector line, surface and volume integrals.
4. To explain the concepts of basis, dimension of vector space and matrix representation of a linear transformation.
5. To explain the solution of system of linear equations by Matrix Methods.

**COURSE OUTCOMES::** After completion of this course, students will be able to

1. Determine the extreme values of functions of two variables.
2. Apply the vector differential operator to scalar and vector functions
3. Solve line, surface & volume integrals by Greens, Gauss and Stoke's theorems.
4. Determine the basis and dimension of a vector space, compute linear transformation.
5. Apply the Matrix Methods to solve the system of linear equations

**CO-PO ARTICULATION MATRIX**

PO/PSO CO	PO 1	PO 2	PO 3	PO 4	PO 5	PO 6	PO 7	PO 8	PO 9	PO 10	PO 11	PO 12
CO 1	3	3	3	3	-	-	-	-	-	-	-	2
CO 2	3	3	3	3	-	-	-	-	-	-	-	2
CO 3	3	3	3	3	-	-	-	-	-	-	-	2
CO 4	3	3	3	3	-	-	-	-	-	-	-	1
CO 5	3	3	3	3	-	-	-	-	-	-	-	1

**UNIT I**

**Partial Differentiation and Its Applications:** Functions of two or more variables, Partial derivatives, Higher order partial derivatives, Total derivative, Differentiation of implicit functions, Jacobians, Taylor's expansion of functions of two variables, Maxima and minima of functions of two variables.

**UNIT II**

**Vector Differential Calculus and multiple Integrals:** Scalar and Vector point functions, vector operator Del, Gradient, Directional derivative, Divergence, Curl, Del applied twice to point functions, Del applied to product of point functions (vector identities), Irrotational fields and Solenoidal fields, Double integral, Change of order of Integration and Triple integrals.

**UNIT III**

**Vector Integral Calculus:** Line integral, Surface integral and Volume integral. Verification of Green's theorem in a plane (without proof), verification of Stroke's theorem (without proof) and Gauss's divergence theorem (without proof).

**UNIT IV**

**Vector space:** Vector space, Subspace, linear combination of vectors, linear span, row and column spaces, linear dependent, independent vectors, basis, dimension, linear transformation, invertible transformation, matrix of linear transformation, kernel and range of LT, rank and nullity of LT-rank nullity theorem(without proof), change of basis.

**UNIT V**


**Matrices:** Rank of a matrix, Echelon form, consistency of linear System of equations, Eigen values, Eigenvectors, Properties of Eigen values, Cayley-Hamilton theorem, Quadratic forms, Reduction of quadratic form to canonical form by linear transformation, Nature of quadratic form.

**TEXT BOOKS:**

1. B.S. Grewal, "Higher Engineering Mathematics", 44<sup>th</sup> Edition, Khanna Publishers, 2017.
2. Erwin kreyszig, "Advanced Engineering Mathematics", 9th Edition, John Wiley & Sons, 2006.
3. Seymour Lipschutz, "Schaum's Outline of Linear Algebra", 5th Edition, McGraw Hill, 2013.
4. Gilbert Strang, "Introduction to linear algebra", 5th Edition, Wellesley - Cambridge press, 2016.

**SUGGESTED READING:**

1. Veerarajan T., "Engineering Mathematics for first year", Tata McGraw- Hill, New Delhi, 2008.
2. R.K. Jain, S.R.K. Iyengar, "Advanced Engineering Mathematics", Narosa Publications, 5<sup>th</sup> edition, 2016.
3. D. Poole, "Linear Algebra: A Modern Introduction, 2nd Edition", Brooks/ Cole, 2005.
4. Kuldeep Singh, "Linear algebra: step by step". OUP Oxford, 2013.

  
Professor and Head Department  
Department of Computer Science & Engineering  
Chaitanya Bharathi Institute of Technology (A)  
Gandipet, Hyderabad-500 075.(T.S.)



## 22PYC01

## OPTICS AND SEMICONDUCTOR PHYSICS

(CSE, IT, CSE (AI&amp;ML), CSE (IoT &amp; Cyber Security including Blockchain Technology), AI&amp;ML, AI&amp;DS)

Instruction	3L Hours per week
Duration of SEE	3Hours
SEE	60Marks
CIE	40Marks
Credits	3

**COURSE OBJECTIVE:** This course aims to

1. Understand the fundamentals of wave nature of light
2. Acquire knowledge of lasers, holography and fiber optics
3. Familiarize with quantum mechanics
4. Learn the fundamental concepts of solids

**COURSE OUTCOMES::** After completion of this course, students will be able to

1. Demonstrate the physical properties of light.
2. Explain characteristic properties of lasers and fiber optics
3. Find the applications of quantum mechanics
4. Classify the solids depending upon electrical conductivity
5. Identify different types of semiconductors

## CO-PO ARTICULATION MATRIX

CO/PO	PO1	PO2	PO3	PO4	PO5	PO6	PO7	PO8	PO9	PO10	PO11	PO12
CO1	2	2	2	3	2	2	2	1	1	2	1	2
CO2	3	3	3	3	3	3	3	3	2	2	3	2
CO3	3	3	3	3	3	2	3	2	1	2	1	2
CO4	2	2	2	1	2	2	2	2	1	2	2	2
CO5	3	2	2	2	2	2	3	3	2	2	3	2

## UNIT I

**Wave Optics:** Huygen's principle –Super position of waves –Interference of light by wave front splitting and amplitude splitting–Fresnel's biprism – Interference in thin films in reflected light– Newton's rings–Fraunhofer diffraction from a single slit–Double slit diffraction – Rayleigh criterion for limit of resolution–Concept of N-slits–Diffraction grating and its resolving power.

## UNIT II

**Lasers & Holography:** Characteristics of lasers – Einstein's coefficients –Amplification of light by population inversion –Different types of lasers: solid-state lasers: Ruby & Nd:YAG; gas lasers: He-Ne & CO<sub>2</sub>; semiconductor laser – Applications of lasers in engineering and medicine. Holography: Principle – Recording and reconstruction–Applications.

**Fiber Optics:** Introduction – Construction – Principle – Propagation of light through an optical fiber – Numerical aperture and acceptance angle –Step-index and graded-index fibers –Pulse dispersion – Fiberlosses--Fiber optic communication system –Applications.

## UNIT III

**Principles of Quantum Mechanics:** Introduction – Wave nature of particles – de-Broglie hypothesis – Physical significance of  $\psi$  – Time-dependent and time-independent Schrodinger equations – Born interpretation – Probability current –Wave packets –Uncertainty principle –Particle in infinite square well potential –Scattering from potential step – Potential barrier and tunneling.

## UNIT IV

**Band Theory of Solids:** Salient features of free electron theory of metals (Classical and Quantum) – Fermi level –Density of states – Bloch's theorem for particles in a periodic potential – Kronig-Penney model – Classification of solids: metals, semiconductors and insulators.

## UNIT V


**Semiconductors:** Intrinsic and extrinsic semiconductors – Charge carrier concentration in intrinsic semiconductors – Dependence of Fermi level on carrier concentration and temperature in extrinsic semiconductors (qualitative) – Carrier generation and recombination – Carrier transport: diffusion and drift – P-N junction – Thermistor – Hall Effect – LED – Solar cell.

**TEXT BOOKS:**

1. B. K. Pandey and S. Chaturvedi, *Engineering Physics*, Cengage Publications, 2012.
2. M. N. Avadhanulu and P. G. Kshirsagar, *A Text Book of Engineering Physics*, S. Chand Publications, 2014.
3. M. Arumugam, *Materials Science*, Anuradha Publications, 2015.
4. S. L. Gupta and Sanjeev Gupta, *Modern Engineering Physics*, Dhanpat Rai Publications, 2011.

**SUGGESTED READING:**

1. R. Murugesan and Kiruthiga Sivaprasath, *Modern Physics*, S. Chand Publications, 2014.
2. V. Rajendran, *Engineering Physics*, Mc Graw-Hill Education Publications, 2013.
3. P. K. Palanisamy, *Engineering Physics*, Scitech Publications, 2012.
4. V. Raghavan, *Materials Science and Engineering*, Prentice Hall India Learning Private Limited; 6<sup>th</sup> Revised edition, 2015.

  
Professor and Head Department  
Department of Computer Science & Engineering  
Chaitanya Bharathi Institute of Technology (A)  
Gandipet, Hyderabad-500 075.(T.S.)

## 22CSC01

## PROBLEM SOLVING AND PROGRAMMING

Instruction	2L+1T Hours per week
Duration of SEE	3 Hours
SEE	60 Marks
CIE	40 Marks
Credits	3

**COURSE OBJECTIVES: This course aim is to**

1. Develop logical skills and basic technical skills so that students should be able to solve basic computational problems.
2. Learn any basic programming language.

**COURSE OUTCOMES::** After completion of this course, students will be able to

1. Understand real world problems and develop computer solutions for those problems.
2. Understand the basics of Python.
3. Apply Python for solving basic programming solutions.
4. Create algorithms/flowcharts for solving real-time problems.
5. Build and manage dictionaries to manage data.
6. Handle data using files.

## CO-PO ARTICULATION MATRIX

PO/PSO CO	PO 1	PO 2	PO 3	PO 4	PO 5	PO 6	PO 7	PO 8	PO 9	PO 10	PO 11	PO 12
1	3	1	1	-	1	-	-	-	-	-	-	1
2	3	1	1	-	1	-	-	-	-	-	-	1
3	3	1	1	-	1	-	-	-	-	-	-	1
4	3	1	1	-	1	-	-	-	-	-	-	1
5	3	1	1	-	1	-	-	-	-	-	-	1
6	3	1	1	-	1	-	-	-	-	-	-	1

**UNIT I**

**Introduction to Programming - Evolution of languages:** Machine, Assembly and High-level languages. *Software requirements for programming:* OS, compiler, linker, loader, editor. *Design specification:* Algorithms and Flowcharts.

**UNIT II**

**Data Types and Operators, Variable, Sequences and Iteration -** Data types, Expressions, Precedence Rules, Operators: arithmetic, relational, logical, bit-wise and miscellaneous operators; local variable, global variables, List, String, Tuples, Sequence mutation and accumulating patterns.

**UNIT III**

**Conditional Statement, Loops, Arrays and Strings, user-defined Data Types -** if..else, for, while, nested iteration, Concept and use of arrays, declaration and usage of arrays, 2-dimensional arrays, different types of user defined data types.

**UNIT IV**

**Dictionaries and Dictionary Accumulation, Functions/Methods -** Dictionary basics, operations, methods, accumulation, advantages of modularizing program into functions, function definition and function invocation. Positional parameters passing arrays to functions, recursion, library functions.

**UNIT V**


**File Handling and Memory Management -** Concepts of files and basic file operations, writing/reading data to/from a .csv file, Memory Management Operations.

**TEXT BOOKS AND REFERENCES:**

1. R.S. Salaria, “Programming for Problem Solving”, First Edition, Khanna Book Publishing Co., Delhi.
2. Jeeva Jose, “Taming Python by Programming”, Revised Edition, Khanna Book Publishing Co., Delhi.
3. Mark Lutz, “Learning Python”, 5<sup>th</sup> Edition, O’Reilly Media, Inc.
4. Python Crash Course: A Hands-On, Project-Based Introduction to Programming by Eric Matthes, No Starch Press.
5. “Programming in Python”, R.S. Salaria, Khanna Book Publishing Co., Delhi.

**NPTEL/SWAYAM COURSES:**

1. Introduction to Problem Solving and Programming, Video Lectures, Prof. D Gupta, IIT Delhi.
2. Problem Solving Aspects and Python Programming, Dr. S Malinga, Dr Thangarajan, Dr. S V Kogilavani, Kongu Engineering College.
3. <https://www.coursera.org/specializations/python-3-programming>

  
Professor and Head Department  
Department of Computer Science & Engineering  
Chaitanya Bharathi Institute of Technology (A)  
Gandipet, Hyderabad-500 075.(T.S.)

22EGC01

**ENGLISH**  
(Common to All Branches)

Instruction	2L Hours per week
Duration of SEE	3Hours
SEE	60 Marks
CIE	40 Marks
Credits	2

**COURSE OBJECTIVES: This course aim is to**

- To the role and importance of communication while developing their basic communication skills in English.
- To basics of writing coherent paragraphs and formal emails.
- To techniques of writing a précis and formal letters by using acceptable grammar and appropriate vocabulary.
- To description, definition and classification of processes while enabling them to draft formal reports following a proper structure.
- To gaining adequate reading comprehension techniques.

**COURSE OUTCOMES::** After completion of this course, students will be able to

- Illustrate the nature, process and types of communication and communicate effectively without barriers.
- Construct and compose coherent paragraphs, emails and adhering to appropriate mobile etiquette.
- Apply techniques of precision to write a précis and formal letters by using acceptable grammar and appropriate vocabulary.
- Distinguish formal from informal reports and demonstrate advanced writing skills by drafting formal reports.
- Critique passages by applying effective reading techniques

**CO-PO-PSO ARTICULATION MATRIX**

PO/PSO CO	PO 1	PO 2	PO 3	PO 4	PO 5	PO 6	PO 7	PO 8	PO 9	PO 10	PO 11	PO 12
CO 1	1	1	1	1	1	1	1	2	3	3	2	3
CO 2	1	1	1	1	-	1	1	1	2	2	1	2
CO 3	-	2	1	1	-	2	1	1	2	2	1	2
CO 4	1	2	1	2	1	2	2	1	2	2	1	2
CO 5	1	2	1	2	1	1	1	1	1	2	1	2

**UNIT I**

**Understanding Communication in English:** Introduction, nature and importance of communication; Process of communication; Types of communication - verbal and non-verbal; Barriers to communication; Intrapersonal and interpersonal communication; Understanding Johari Window.

**Vocabulary & Grammar:** The concept of Word Formation; Use of appropriate prepositions and articles.

**UNIT II**

**Developing Writing Skills I:** Paragraph writing. – Structure and features of a paragraph; Cohesion and coherence. Rearranging jumbled sentences. Email and Mobile etiquette.

**Vocabulary & Grammar:** Use of cohesive devices and correct punctuation.

**UNIT III**

**Developing Writing Skills II:** Précis Writing; Techniques of writing precisely. Letter Writing – Structure, format of a formal letter; Letter of request and the response

**Vocabulary and Grammar:** Subject-verb agreement. Use of prefixes and suffixes to form derivatives. Avoiding redundancies.

**UNIT IV**

**Developing Writing Skills III:** Report writing – Importance, structure, elements of style of formal reports; Writing a formal report.

**Vocabulary and Grammar:** Avoiding ambiguity - Misplaced modifiers. Use of synonyms and antonyms.

**UNIT V**

**Developing Reading Skills:** The reading process, purpose, different kinds of texts; Reading comprehension; Techniques of comprehension – skimming, scanning, drawing inferences and conclusions.


**Vocabulary and Grammar:** Words often confused; Use of standard abbreviations.

**TEXT BOOKS:**

1. Language and Life: A Skills Approach, Board of Editors, Orient Black Swan, 2017.
2. Swan Michael, Practical English Usage.OUP.1995.

**SUGGESTED READINGS::**

1. Wood F.T, Remedial English Grammar,Macmillan, 2007
2. Zinsser William, On Writing Well, Harper Resource Book, 2001
3. Sanjay Kumar and PushpLata, Communication Skills. Oxford University Press, 2011.

  
Professor and Head Department  
Department of Computer Science & Engineering  
Chaitanya Bharathi Institute of Technology (A)  
Gandipet, Hyderabad-500 075.(T.S.)

22PYC03

**OPTICS AND SEMICONDUCTOR PHYSICS LAB**

(CSE, IT, CSE (AI&amp;ML), CSE (IoT &amp; Cyber Security including Blockchain Technology), AI&amp;ML, AI&amp;DS)

Instruction

3P Hours per week

Duration of SEE

3Hours

SEE

50Marks

CIE

50Marks

Credits

1.5

**COURSE OBJECTIVES: This course aim is to**

1. Apply theoretical physics knowledge in doing experiments
2. Understand the behaviour of the light experimentally
3. Analyze the conduction behaviour of semiconductor materials and optoelectronic devices

**COURSE OUTCOMES::** At the end of the course, the students will be able to

1. Interpret the errors in the results of an experiment.
2. Demonstrate physical properties of light experimentally
3. Make use of lasers and optical fibers for engineering applications
4. Explain the V-I characteristics of some optoelectronic and semiconductor devices
5. Find the applications of thermistor

**CO-PO ARTICULATION MATRIX**

CO/PO	PO1	PO2	PO3	PO4	PO5	PO6	PO7	PO8	PO9	PO10	PO11	PO12
CO1	3	2	2	3	1	3	1	3	3	2	1	2
CO2	3	2	1	2	2	2	1	2	2	1	1	3
CO3	3	2	3	2	3	1	2	2	3	2	1	2
CO4	3	3	2	2	2	1	2	3	2	1	1	3
CO5	3	1	2	3	2	1	1	2	2	2	1	2

**LIST OF EXPERIMENTS:**

1. Error Analysis : Estimation of errors in the determination of time period of a torsional Pendulum
2. Fresnel's Biprism : Determination of wavelength of given monochromatic source
3. Newton's Rings : Determination of radius of curvature of a given plano-convex lens using Na vapor lamp
4. Single Slit Diffraction : Determination of wavelength of given monochromatic source
5. Diffraction Grating : Determination of wavelengths of two yellow lines of light of Mercury lamp
6. Laser : Determination of wavelength of given semiconductor laser
7. Holography : Recording and reconstruction of a hologram
8. Optical Fiber : Determination of numerical aperture and power losses of given optical fiber
9. Energy Gap : Determination of energy gap of given semiconductor
10. P-N Junction Diode : Study of V-I characteristics and calculation of resistance of given diode in forward bias and reverse bias
11. Thermistor : Determination of temperature coefficient of resistance of given thermistor
12. Hall Effect : Determination of Hall coefficient, carrier concentration and mobility of charge carriers of given semiconductor specimen
13. LED : Study of I-V characteristics of given LED
14. Solar Cell : Study of I-V characteristics of given solar cell and calculation of fill factor, efficiency and series resistance
15. Planck's Constant : Determination of Planck's constant using photo cell

**NOTE: A minimum of TWELVE experiments should be done.**

22EGC02

**ENGLISH LAB**  
(Common to All Branches)

Instruction	2P Hours per week
Duration of SEE	3 Hours
SEE	50 Marks
CIE	50 Marks
Credits	1

**COURSE OBJECTIVES: This course aim is to**

- To nuances of Phonetics and give them sufficient practice in correct pronunciation.
- To word stress and intonation.
- To listen to listening comprehension material for honing their listening skills.
- To activities enabling them overcome their inhibitions while speaking in English with the focus being on fluency rather than accuracy.
- To team work, role behavior while developing their ability to discuss in groups and making oral presentations.

**COURSE OUTCOMES::** After completion of this course, students will be able to

- Define the speech sounds in English and understand the nuances of pronunciation in English
- Apply stress correctly and speak with the proper tone, intonation and rhythm.
- Analyze listening comprehension texts to enhance their listening skills.
- Determine the context and speak appropriately in various situations.
- Design and present effective posters while working in teams, and discuss and participate in Group discussions.

**CO-PO ARTICULATION MATRIX**

PO/PSO CO	PO 1	PO 2	PO 3	PO 4	PO 5	PO 6	PO 7	PO 8	PO 9	PO 10	PO 11	PO 12
CO 1	-	-	-	-	-	-	-	-	1	1	-	1
CO 2	-	-	-	-	-	1	-	1	2	2	1	2
CO 3	-	-	-	-	-	1	1	1	2	1	1	2
CO 4	1	-	-	-	-	1	2	2	2	3	1	3
CO 5	1	1	1	1	1	2	2	2	3	3	2	3

**LIST OF EXERCISES:**

- Introduction to English Phonetics:** Introduction to auditory, acoustic and articulatory phonetics, organs of speech: the respiratory, articulatory and phonatory systems.
- Sound system of English:** Phonetic sounds and phonemic sounds, introduction to International Phonetic Alphabet, classification and description of English phonemic sounds, minimal pairs. The syllable: types of syllables, consonant clusters.
- Word stress:** Primary stress, secondary stress, functional stress, rules of word stress.
- Rhythm & Intonation :** Introduction to Rhythm and Intonation. Major patterns, intonation of English with the semantic implications.
- Listening skills** – Practice with Software available in (K-van solutions)
- Public speaking** – Speaking with confidence and clarity in different contexts on various issues.
- Group Discussions** - Dynamics of a group discussion, group discussion techniques, body language.
- Pictionary** – weaving an imaginative story around a given picture.
- Information Gap Activity** – Writing a brief report on a newspaper headline by building on the hints given
- Poster presentation** – Theme, poster preparation, team work and representation.

**SUGGESTED READING:**

- T Balasubramanian. A Textbook of English Phonetics for Indian Students, Macmillan,2008.
- J Sethi et al. A Practical Course in English Pronunciation (with CD), Prentice Hall India,2005.
- PriyadarshiPatnaik. Group Discussions and Interviews, Cambridge University Press Pvt Ltd2011
- ArunaKoneru, Professional Speaking Skills, Oxford University Press,2016



**22CSC02****PROBLEM SOLVING AND PROGRAMMING LAB**

Instruction	3P Hours per week
Duration of SEE	3 Hours
SEE	50 Marks
CIE	50 Marks
Credits	1.5

**COURSE OBJECTIVES: This course aim is to**

1. Master the fundamentals of writing Python scrips.
2. Learn Python elements such as variables, flow controls structures, and functions.
3. Discover how to work with lists and sequence data, and files.

**COURSE OUTCOMES::** After completion of this course, students will be able to

1. Understand various Python program development Environments.
2. Demonstrate the concepts of Python.
3. Implement algorithms/flowcharts using Python to solve real-world problems.
4. Build and manage dictionaries to manage data.
5. Write Python functions to facilitate code reuse.
6. Use Python to handle files and memory.

**CO-PO ARTICULATION MATRIX**

PO/PSO CO	PO 1	PO 2	PO 3	PO 4	PO 5	PO 6	PO 7	PO 8	PO 9	PO 10	PO 11	PO 12
1	3	2	1	-	-	-	-	-	-	-	-	1
2	3	3	2	2	3	-	-	-	-	-	-	1
3	2	3	3	2	3	-	-	-	-	-	-	1
4	2	3	3	2	2	-	-	-	-	-	-	1
5	2	3	3	3	3	-	-	-	-	-	-	1
6	2	3	3	3	3	-	-	-	-	-	-	1

**LABORATORY / PRACTICAL EXPERIMENTS:**


1. Explore various Python Program Development Environments.
2. Demonstration of input/output operations.
3. Demonstration of operators.
4. Demonstration of selective control structures.
5. Demonstration of looping control structures.
6. Demonstration of List, Tuple and Set
7. Demonstration of Python Dictionaries.
8. Implementation of searching and sorting techniques.
9. Implementation of string manipulation operations.
10. File handling and memory management operations.

**TEXT BOOKS AND REFERENCES:**

1. R.S. Salaria, "Programming for Problem Solving", First Edition, Khanna Book Publishing Co., Delhi.
2. Jeeva Jose, "Taming Python by Programming", Revised Edition, Khanna Book Publishing Co., Delhi.
3. Mark Lutz, "Learning Python", 5<sup>th</sup> Edition, , O'Reilly Media, Inc.,
4. Python Crash Course: A Hands-On, Project-Based Introduction to Programming by Eric Matthes, No Starch Press.
5. "Programming in Python", R.S. Salaria, Khanna Book Publishing Co., Delhi.

**NPTEL/SWAYAM COURSE:**

1. Introduction to Problem Solving and Programming, Video Lectures, Prof. D Gupta, IIT Delhi.
2. Problem Solving Aspects and Python Programming, Dr. S Malinga, Dr Thangarajan, Dr. S V Kogilavani, Kongu Engineering College.
3. <https://www.coursera.org/specializations/python-3-programming>.

  
 Professor and Head Department  
 Department of Computer Science & Engineering  
 Chaitanya Bharathi Institute of Technology (A)  
 Gandipet, Hyderabad-500 075.(T.S.)

22MEC01

**CAD AND DRAFTING**

Instruction  
Duration of SEE  
SEE  
CIE  
Credits

1 T + 3 D Hours per week  
3Hours  
50Marks  
50Marks  
2.5

**COURSE OBJECTIVES: This course aim is to**

1. To get exposure to a cad package and its utility.
2. Understanding orthographic projections.
3. To visualize different solids and their sections in orthographic projection
4. To prepare the student to communicate effectively by using isometric projection.
5. To prepare the student to use the techniques, skills, and modern tools necessary for practice.

**COURSE OUTCOMES::** At the end of the course, the Students are able to

1. Become conversant with appropriate use of CAD software for drafting.
2. Recognize BIS, ISO Standards and conventions in Engineering Drafting.
3. Construct the projections of points, lines, planes, solids
4. Analyse the internal details of solids through sectional views
5. Create an isometric projections and views

**CO-PO ARTICULATION MATRIX**

PO/CO	PO1	PO2	PO3	PO4	PO5	PO6	PO7	PO8	PO9	PO10	PO11	PO12
CO1	3	3	2	1	2	2	-	1	2	3	1	3
CO2	3	2	2	1	2	2	-	1	2	2	1	2
CO3	3	3	2	1	2	2	-	1	2	2	1	2
CO4	3	3	3	2	2	2	-	1	2	2	1	2
CO5	3	2	2	1	2	2	-	1	2	2	1	2

**LIST OF EXERCISES:**


1. Introduction to CAD package: Settings, draw, modify tools, dimensioning and documentation
2. Construction of Conic Sections by General method
3. Orthographic projection: Principles, conventions, Projection of points
4. Projection of straight lines: Simple position, inclined to one plane
5. Projection of straight lines inclined to both the planes (without traces and mid-point)
6. Projection of planes: Perpendicular planes
7. Projection of planes: Oblique planes
8. Projection of solids: Simple position
9. Projection of solids: Inclined to one plane
10. Sections of solids: Prism, pyramid in simple position
11. Sections of solids: Cone and cylinder in simple position
12. Isometric projections and views
13. Conversion of isometric views to orthographic projections and vice-versa.

**TEXT BOOKS:**

1. N.D.Bhatt, "Elementary Engineering Drawing", Charotar Publishers, 2012.
2. K.Venugopal, "Engineering Drawing and Graphics + AutoCAD", New Age International Pvt.Ltd, 2011.
3. Basanth Agrawal and C M Agrawal, "Engineering Drawing", 2/e, McGraw-Hill Education (India) Pvt. Ltd.

**SUGGESTED READING:**

1. Shaw M.B and Rana B.C., "Engineering Drawing", 2/e, Pearson, 2009.
2. K.L. Narayana and P.K. Kanniah, "Text Book of Engineering Drawing", Scitech Publications, 2011.

  
Professor and Head Department  
Department of Computer Science & Engineering  
Chaitanya Bharathi Institute of Technology (A)  
Gandipet, Hyderabad-500 075.(T.S.)

22MEC38

**DIGITAL FABRICATION LAB**

Instruction	3P Hours per week
Duration of SEE	3 Hours
SEE	50 Marks
CIE	50 Marks
Credits	1.5

**COURSE OBJECTIVES:** This course are to

1. Give a feel of Engineering Practices & develop holistic understanding of various Engineering materials and Manufacturing processes.
2. Develop skills of manufacturing, safety, precision, quality, intelligent effort, optimization, positive & team work attitude to get things right the first time.
3. Provide basic knowledge of Steel, Plastic, Composite and other materials for suitable applications.
4. Study of Principle and hands on practice on techniques of fabrication, welding, casting, manufacturing, metrology, and allied skills.
5. Advance important hard & pertinent soft skills, productivity, create skilled manpower which is cognizant of industrial workshop components and processes and can communicate their work in a technical, clear and effective way.

**COURSE OUTCOMES::** After completion of course, students would be able to:


1. Understand safety measures to be followed in workshop to avoid accidents.
2. Identify various tools used in carpentry, house wiring and plumbing.
3. Make a given model by using workshop trades like carpentry, plumbing, House wiring and 3d modeling using solid works software for Additive Manufacturing.
4. Perform pre-processing operations on STL files for 3D printing, also understand reverse engineering process.
5. Conceptualize and produce simple device/mechanism of their choice.

**CO-PO ARTICULATION MATRIX**

PO/CO	PO1	PO2	PO3	PO4	PO5	PO6	PO7	PO8	PO9	PO10	PO11	PO12
CO1	1	-	-	-	-	-	-	-	-	-	-	1
CO2	1	-	-	-	1	-	-	-	-	-	-	2
CO3	2	1	1	1	3	-	1	-	-	-	-	2
CO4	2	2	2	1	3	-	-	-	-	-	-	2
CO5	3	2	1	-	3	-	-	-	-	-	-	2

**List of exercises:****Group-1**

1. To make a lap joint on the given wooden piece according to the given dimensions.
2. To make a dove tail-joint on the given wooden piece according to the given dimensions.
3.
  - a. Wiring of one light point controlled by one single pole switch, a three pin socket controlled by a single pole switch
  - b. Wiring of two light points connected in series and controlled by single pole switch. Verify the above circuit with different bulbs. Wiring of two light points connected in parallel from two single pole switches and a three pin socket
4. Stair case wiring-wiring of one light point controlled from two different places independently using two 2-way switches.
5. To make external threads for GI pipes using die and connect the GI pipes as per the given diagram using taps, couplings & bends.
6.
  - a. A. To connect the GI pipes as per the given diagram using, couplings, unions, reducer & bends.
  - b. To connect the GI pipes as per the given diagram using shower, tap & valves and Demonstrate by giving water connection

  
 Professor and Head Department  
 Department of Computer Science & Engineering  
 Chaitanya Charathi Institute of Technology (A)  
 Gandipet, Hyderabad-500 075.(T.S.)

**Group- 2**

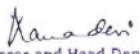
1. To Study the method of Additive Manufacturing process using a 3D printer
2. To create a 3D CAD model of a door bracket using a modeling software
3. To Print a door bracket using an extruder type 3D Printer.
4. To create a 3D CAD model by reverse Engineering
5. To Design an innovative component using the CAD software
6. To Print the selected innovative component by the students using a 3D printer

**TEXT BOOKS:**

1. Hajra Choudhury S.K., Hajra Choudhury A.K. and Nirjhar Roy S.K., Elements of Workshop Technology, Vol. I, 2008 and Vol. II, Media promoters and publishers private limited, Mumbai, 2010.
2. Kalpakjian S. And Steven S. Schmid, Manufacturing Engineering and Technology, 4th edition, Pearson Education India Edition, 2002.
3. Sachidanand Jha, 3D PRINTING PROJECTS: 200 3D Practice Drawings For 3D Printing On Your 3D Printer, June 7, 2019.

**SUGGESTED READING:**

1. Gowri P. Hariharan and A. Suresh Babu, Manufacturing Technology – I, Pearson Education, 2008.
2. Oliver Bothmann , 3D Printers: A Beginner's Guide , January 1, 2015

  
Professor and Head Department  
Department of Computer Science & Engineering  
Chaitanya Bharathi Institute of Technology (A)  
Gandipet, Hyderabad-500 075, (T.S.)




**CHAITANYA BHARATHI INSTITUTE OF TECHNOLOGY (A)**  
 (Inline with AICTE Model Curriculum with effect from AY 2022-23)  
**DEPARTMENT OF COMPUTER ENGINEERING AND TECHNOLOGY**

**SEMESTER –II**

S. No	Course Code	Title of the Course	Scheme of Instruction			Scheme of Examination			Credits
			Hours per Week			Duration of SEE in Hours	Maximum Marks		
			L	T	P/D		CIE	SEE	
<b>THEORY</b>									
1	22MTC04	Differential Equations & Numerical Methods	3	1	0	3	40	60	4
2	22CYC01	Chemistry	3	0	0	3	40	60	3
3	22EEC01	Basic Electrical Engineering	2	1	0	3	40	60	3
4	22CSC03	Object Oriented Programming	2	1	0	3	40	60	3
<b>PRACTICAL</b>									
5	22CYC02	Chemistry Lab	0	0	3	3	50	50	1.5
6	22MBC02	Community Engagement	0	0	3	-	50	-	1.5
7	22CSC04	Object Oriented Programming Lab	0	0	2	3	50	50	1
8	22MEC37	Robotics & Drones Lab	0	2	2	-	100	-	3
9	22EEC02	Basic Electrical Engineering Lab	0	0	2	3	50	50	1
<b>TOTAL</b>			<b>10</b>	<b>5</b>	<b>12</b>	<b>-</b>	<b>460</b>	<b>390</b>	<b>21</b>

**L: Lecture****T: Tutorial****P: Practical****CIE - CIE****SEE - Semester End Examination**

  
 Professor and Head Department  
 Department of Computer Science & Engineering  
 Chaitanya Bharathi Institute of Technology (A)  
 Gandipet, Hyderabad-500 075.(T.S.)

22MTC04

**DIFFERENTIAL EQUATIONS & NUMERICAL METHODS**  
(CSE (IOT & Cyber Security including Blockchain Technology))

Instruction	3 L+1T per week
Duration of SEE	3 Hours
SEE	60 Marks
CIE	40 Marks
Credits	4

**COURSE OBJECTIVES: This course aim is to**

1. To explain the relevant methods to solve first order differential equations.
2. To explain the relevant methods to solve higher order differential equations.
3. To discuss numerical methods to solve algebraic and transcendental equations.
4. To discuss the interpolation and numerical differentiation.
5. To discuss convergence and divergence of Infinite series.

**COURSE OUTCOMES::** After completion of this course, students will be able to

1. Calculate the solutions of first order linear differential equations.
2. Calculate the solutions of higher order linear differential equations.
3. Solve the algebraic, transcendental and system of equations.
4. Apply interpolation and numerical differentiation techniques for given data.
5. Test the convergence and divergence of Infinite series.

**CO-PO ARTICULATION MATRIX**

PO/PSO CO	PO 1	PO 2	PO 3	PO 4	PO 5	PO 6	PO 7	PO 8	PO 9	PO 10	PO 11	PO 12
CO 1	3	3	3	3	-	-	-	-	-	-	-	2
CO 2	3	3	3	3	-	-	-	-	-	-	-	2
CO 3	2	2	2	2	-	-	-	-	-	-	-	1
CO 4	2	2	2	2	-	-	-	-	-	-	-	1
CO 5	1	1	1	1	-	-	-	-	-	-	-	1

**UNIT - I**

**Differential Equations of First Order:** Exact Differential Equations, Equations Reducible to Exact Equations, Linear Equations, Bernoulli's Equations, Riccati's and Clairaut's Equations, Orthogonal trajectories, Rate of decay of radio-active materials.

**UNIT II**

**Higher Order Linear Differential Equations:** Higher order linear differential equations with constant coefficients, rules for finding Complementary function, Particular Integral and General solution. Method of Variation of Parameters, solution of Cauchy- Euler equation. LR and LCR circuits.

**UNIT III**

**Numerical solution of equations:** Numerical solutions of algebraic and transcendental equations by Bisection method, Regula-falsi method and Newton-Raphson's method, Solution of system of linear equations by LU decomposition methods, Crout's method, Jacobi's method, Gauss Seidel method.

**UNIT IV**

**Interpolation and Numerical Differentiation:** Forward, Backward and Central differences, Newton's forward and backward interpolation formulae, Gauss's forward and backward interpolation formulae, Lagrange interpolation, Numerical differentiation at the tabulated points with forward, backward and central differences.

**UNIT V**


**Infinite Series:** Convergence of sequence and series. Series of positive terms, Necessary condition for convergence, Comparison tests, limit form comparison test, D'Alembert's Ratio test, Raabe's test, Cauchy's root test, Alternating series, Leibnitz's rule, absolutely and conditionally convergence.

**TEXT BOOKS:**

1. B.S. Grewal, “Higher Engineering Mathematics”, 44th Edition, Khanna Publishers, 2017.
2. Erwin Kreyszig, “Advanced Engineering Mathematics”, 10th Edition, John Wiley & Sons, 2011.
3. M.K. Jain, S.R.K Iyengar and R.K. Jain, “Numerical Methods for Scientific and Engineering and Computation”, New age International Publications, 2008.

**SUGGESTED READING:**

1. R.K.Jain, S.R.K. Iyengar, “Advanced Engineering Mathematics”, 5<sup>th</sup> edition, Narosa Publications, 2016.
2. Ramana B.V, “Higher Engineering Mathematics”, 11<sup>th</sup> Reprint, Tata McGraw Hill New Delhi, 2010.
3. A.R.Vasishtha and R.K.Guptha, “Integral Transforms”, Reprint, Krishna’s Educational Publishers, 2014.

  
Professor and Head Department  
Department of Computer Science & Engineering  
Chaitanya Bharathi Institute of Technology (A)  
Gandipet, Hyderabad-500 075.(T.S.)

22CYC01

**CHEMISTRY**

(Common to CSE, CSE-AIML, AIML, CSE-IOT, AIDS)

Instruction	3L Hours per Week
Duration of SEE	3 Hours
SEE	60 Marks
CIE	40 Marks
Credits	3

**COURSE OBJECTIVES: This course aim is to**

1. This syllabus helps at providing the concepts of chemical bonding and chemical kinetics to the students aspiring to become practicing engineers
2. Thermodynamic and Electrochemistry units give conceptual knowledge about processes and how they can be producing electrical energy and efficiency of systems.
3. To teach students the value of chemistry and to improve the research opportunities knowledge of stereochemistry and organic reactions is essential.
4. Water chemistry unit impart the knowledge and understand the role of chemistry in the daily life.
5. New materials lead to discovering of technologies in strategic areas for which an insight into Polymers, nanomaterials and basic drugs of modern chemistry is essential.

**COURSE OUTCOMES:** At the end of the course student will be able to

1. Identify the microscopic chemistry in terms of molecular orbitals, intermolecular forces and rate of chemical reactions.
2. Discuss the properties and processes using thermodynamic functions, electrochemical cells and their role in batteries and fuel cells.
3. Illustrate the major chemical reactions that are used in the synthesis of organic molecules.
4. Classify the various methods used in treatment of water for domestic and industrial use.
5. Outline the synthesis of various Engineering materials & Drugs.

**CO-PO ARTICULATION MATRIX**

PO/PSO CO	PO 1	PO 2	PO 3	PO 4	PO 5	PO 6	PO 7	PO 8	PO 9	PO 10	PO 11	PO 12
CO 1	3	2	2	-	-	2	2	-	-	-	-	2
CO 2	3	2	2	-	-	2	2	-	-	-	-	2
CO 3	3	2	3	-	-	2	2	-	-	-	-	2
CO 4	3	2	3	-	-	2	2	-	-	-	-	2
CO 5	3	2	2	-	-	2	2	-	-	-	-	2

**UNIT I Atomic and molecular structure and Chemical Kinetics:**

**Atomic and molecular structure:** Molecular Orbital theory - atomic and molecular orbitals. Linear combination of atomic orbitals (LCAO) method. Molecular orbitals of diatomic molecules. Molecular Orbital Energy level diagrams (MOED) of diatomic molecules & molecular ions ( $H_2$ ,  $He_2^+$ ,  $N_2$ ,  $O_2$ ,  $O_2^-$ ,  $CO$ ,  $NO$ ). Pi- molecular orbitals of benzene and its aromaticity.

**Chemical Kinetics:** Introduction, Terms involved in kinetics: rate of reaction, order & molecularity; First order reaction-Characteristics: units of first order rate constant & its half-life period, second order reaction-Characteristics: units of second order rate constant & its half- life period. Numericals.

**UNIT II Use of free energy in chemical equilibria**

Use of free energy in chemical equilibria: Thermodynamic functions: Internal energy, entropy and free energy. Significance of entropy and free energy (criteria of spontaneity). Free energy and emf (Gibbs Helmholtz equations and its applications). Cell potentials, electrode potentials, and – Reference electrodes (NHE, SCE) electrochemical series. Nernst equation and its applications. Determination of pH using combined Glass & Calomel electrode. Potentiometric Acid base & Redox Titrations. Numericals.



**Battery technology: Rechargeable batteries & Fuel cells.**

Lithium batteries: Introduction, construction, working and applications of Li-MnO<sub>2</sub> and Li-ion batteries.

Fuel Cells: Introduction, difference between conventional cell and fuel cell, limitations & advantages.

Construction, working & applications of methanol-oxygen fuel cell.

**UNIT III Stereochemistry and Organic reactions**

**Stereochemistry:** Representations of 3 dimensional structures, Types of stereoisomerism- Conformational isomerism – confirmations of n-butane (Newman and sawhorse representations), Configurational isomerism - Geometrical (cis-trans) isomerism & Optical isomerism- optical activity, Symmetry and chirality: Enantiomers (lactic acid)&Diastereomers (Tartaric acid), Absolute configurations, Sequence rules for R&S notation.

**Types of Organic reactions:** Substitution Reactions- Electrophilic substitution (Nitration of Benzene); Nucleophilic Substitution (S<sub>N</sub>1& S<sub>N</sub>2); Free Radical Substitution (Halogenation of Alkanes)

Addition Reactions: Electrophilic Addition – Markonikoff's rule, Free radical Addition - Anti Markonikoff's rule (Peroxide effect), Nucleophilic Addition – (Addition of HCN to carbonyl compounds)

Eliminations-E1 and E2 (dehydrohalogenation of alkyl halides), Cyclization (Diels - Alder reaction)

**UNIT IV Water Chemistry**

Hardness of water – Types, units of hardness, Disadvantages of hard water, Alkalinity and Estimation of Alkalinity of water, Boiler troubles - scales & sludge formation, causes and effects, Softening of water by lime soda process (Cold lime soda process), ion exchange method and Reverse Osmosis. Specifications of potable water & industrial water. Disinfection of water by Chlorination; break point chlorination, BOD and COD definition, Estimation (only brief procedure) and significance, Numericals.

**UNIT V Engineering Materials and Drugs:**

Introduction, Terms used in polymer science; Thermoplastic polymers (PVC) &Thermosetting polymers (Bakelite); Elastomers (Natural rubber). Conducting polymers- Definition, classification and applications.

**Polymers for Electronics: Polymer resists for integrated circuit fabrication, lithography and photolithography**

Nano materials-Introduction to nano materials and general applications, basic chemical methods of preparation- Sol-gel method. Carbon nanotubes and their applications. Characterisation of nanomaterials by SEM and TEM (only Principle).


Drugs-Introduction, Synthesis and uses of Aspirin (analgesic), Paracetamol (Antipyretic), Atenolol (antihypertensive).

**TEXT BOOKS:**

1. P.C. Jain and M. Jain, "Engineering Chemistry", Dhanpat Rai Publishing Company Ltd., New Delhi, 16<sup>th</sup> edition (2015).
2. W.U. Malik, G.D.Tuli and R.D.Madan, "Selected topics in Inorganic Chemistry", S Chand & Company Ltd, New Delhi, reprint (2009).
3. R.T. Morrison, R.N. Boyd and S.K. Bhattacharjee, "Organic Chemistry", Pearson, Delhi, 7<sup>th</sup> edition(2019).
4. A Textbook of Polymer Science and Technology, Shashi Chawla, Dhanpat Rai & Co. (2014)
5. T. Pradeep, Nano: The Essentials, Tata McGraw-Hill Education, Delhi, 2012
6. G.L. David Krupadanam, D. Vijaya Prasad, K. Varaprasad Rao, K.L.N. Reddy and C.Sudhakar, "Drugs", Universities Press (India) Limited, Hyderabad (2007).

**SUGGESTED READINGS:**

1. B. H. Mahan, "University Chemistry", Narosa Publishing house, New Delhi, 3rd edition (2013).
2. B.R. Puri, L.R. Sharma and M.S. Pathania, "Principles of Physical Chemistry", S. Nagin Chand & Company Ltd., 46th edition(2013).
3. T.W. Graham Solomons, C.B. Fryhle and S.A. Snyder, "Organic Chemistry", Wiley, 12th edition (2017).
4. P.W. Atkins, J.D. Paula, "Physical Chemistry", Oxford, 8th edition (2006).

  
Professor and Head Department  
Department of Computer Science & Engineering  
Chaitanya Bharathi Institute of Technology (A)  
Gandipet, Hyderabad-500 075.(T.S.)

22EEEC01

**BASIC ELECTRICAL ENGINEERING**

Instruction	3 Hours per week
Duration of SEE	3 Hours
SEE	60 Marks
CIE	40 Marks
Credits	3

**COURSE OBJECTIVES: This course aim is to**

1. To understand the behaviour of different circuit elements R, L & C, and the basic concepts of electrical AC circuit analysis
2. To comprehend the basic principle of operation of AC and DC machines
3. To infer about different types of electrical wires and cables, domestic and industrial wiring, safety rules and methods of earthing.

**COURSE OUTCOMES:** After completion of this course, students will be able to

1. Understand the concepts of Kirchoff's laws and their application various theorems to get solution of simple dc circuits.
2. Predict the steady state response of RLC circuits with AC single phase/three phase supply.
3. Infer the basics of single phase transformer
4. Describe the construction, working principle of DC machine and 3-phase Induction motor.
5. Acquire the knowledge of electrical wires, cables, earthing, Electrical safety precautions to be followed in electrical installations and electric shock and its safety and energy calculations.

**CO-PO ARTICULATION MATRIX**

PO/CO	PO 1	PO 2	PO 3	PO 4	PO 5	PO 6	PO 7	PO 8	PO 9	PO 10	PO 11	PO 12
CO-1	3	3	2	-	-	-	-	-	1	2	-	3
CO-2	3	3	2	-	-	-	-	-	1	2	-	3
CO-3	3	3	2	1	-	-	-	-	1	2	-	3
CO-4	2	1	-	-	-	-	-	-	1	2	-	3
CO-5	2	-	2	-	-	-	-	-	1	2	-	3

**UNIT I**

DC Circuits: Electrical circuit elements (R,L and C), voltage and current sources, Kirchoff current and voltage laws, analysis of simple circuits with dc excitation, Superposition, Thevenin's and Norton's Theorems.

**UNIT II**

AC Circuits: Representation of sinusoidal waveforms, peak and RMS values, phasor representation, real power, reactive power, apparent power, power factor, Analysis of single-phase ac circuits consisting of R, L, C, series RL and RC. Three phase balanced circuits, voltage and current relations in star and delta connections.

**UNIT III**

Single Phase Transformer: Construction, Working principle, EMF Equation, Ideal and Practical transformer, Equivalent circuit of Transformer, OC and SC tests on a transformer, Efficiency and Regulation

**UNIT IV**

DC and AC Machines: DC Generators: Construction, Principle of operation, EMF equation, Classification, Characteristics of shunt generators. DC Motors: Classification, Torque Equation, Characteristics and Speed control of DC Shunt and Series Motors, Losses and efficiency Three - Phase Induction Motors: Principle of operation, Applications

*Kanadevi*  
 Professor and Head Department  
 Department of Computer Science & Engineering  
 Chaitanya Charathi Institute of Technology (A)  
 Gandipet, Hyderabad-500 075.(T.S.)

**UNIT V**


Electrical Installations: Electrical Wiring: Types of wires and cables, Electrical Safety precautions in handling electrical appliances, electric shock, and first aid for electric shock, safety rules. Components of LT Switchgear: Switch Fuse Unit (SFU), MCB, ELCB, Earthing (Elementary Treatment only), Elementary calculations for energy consumption

**TEXT BOOKS:**

1. L. S. Bobrow, Fundamentals of Electrical Engineering, Oxford University Press, 2011.
2. E. Hughes, Electrical and Electronics Technology, Pearson, 2010.

**SUGGESTED READING:**

1. D. P. Kothari & I. J. Nagrath, "Basic Electrical Engineering", Tata McGraw Hill, 2010.
2. V. D. Toro, "Electrical Engineering Fundamentals", Prentice Hall India, 1989
3. D.C. Kulshreshtha, "Basic Electrical Engineering", McGraw Hill, 2009
4. P.V. Prasad, S. Sivanagaraju, R. Prasad, "Basic Electrical and Electronics Engineering" Cengage Learning, 1st Edition, 2013

  
Professor and Head Department  
Department of Computer Science & Engineering  
Chaitanya Bharathi Institute of Technology (A)  
Gandipet, Hyderabad-500 075.(T.S.)

22CSC03

**OBJECT ORIENTED PROGRAMMING**

Instruction	2L + 1T per week
Duration of SEE	3 Hours
SEE	60 Marks
CIE	40 Marks
Credits	3

**COURSE OBJECTIVES: This course aim is to**

1. Explore the concepts object-oriented programming like classes, constructors, Polymorphism, Inheritance, and File handling.
2. Prepare student for solving real-world problems using OOPs concepts.

**COURSE OUTCOMES:** After completion of this course, students will be able to

1. Understand the concepts of Object-Oriented features.
2. Apply OOPs concepts and different libraries to solve programming problems.
3. Understand the advanced concepts of Python.
4. Develop programs to access databases and web data.
5. Understand APIs and third-party libraries to be used with Python.

**CO-PO ARTICULATION MATRIX**

PO/CO	PO 1	PO 2	PO 3	PO 4	PO 5	PO 6	PO 7	PO 8	PO 9	PO 10	PO 11	PO 12
1	3	1	2	-	1	-	-	-	-	-	-	1
2	3	1	3	2	2	-	-	-	-	-	-	2
3	3	1	2	1	1	-	-	-	-	-	-	1
4	3	2	3	1	2	-	-	-	-	-	-	2
5	3	2	3	1	2	-	-	-	-	-	-	2

**UNIT I**

**Introduction to Object Oriented Programming Paradigms** - Programming paradigms, advantages of OOP, comparison of OOP with Procedural Paradigms; Classes and Objects: Prototyping, referencing the variables in functions, inline, static functions, Memory allocation for classes and objects, arrays of objects, constructors.

**UNIT II**

**Polymorphism and Inheritance:** Overriding methods, type conversions, base classes and derived classes, types of inheritance, various types of classes, invocation of constructors and destructors inheritance, aggregation, composition, classification hierarchies, metaclass/ abstract classes, unit testing and exceptions.

**UNIT III**

**Python Libraries** -Basics of Open Source libraries for data pre-processing, modeling and visualization.

**UNIT IV**

**Python to access Web Data** - Regular Expressions, extracting data, sockets, using the Developer Console to Explore HTTP, Retrieving Web Page, and Passing Web Pages.

**UNIT V**

**Using Databases with Python** - Using Databases, Single Table CRUD, Designing and representing a data model, reconstructing data with JOIN, many-to-many relationships.

**TEXT BOOKS AND REFERENCES:**

1. Allen Downey, Jeff Elkner, Chris Meyers, "How to Think Like a Computer Scientist: Learning with Python", SoHo Books, 2009.
2. R.S. Salaria, "Mastering Object-Oriented Programming", 6th Edition, Khanna Book Publishing Co., Delhi.
3. Jeeva Jose, "Introduction to Computing & Problem Solving with Python", First Edition, Khanna Book Publishing, 2019.
4. Paul Barry, "Head First Python", O'Reilly, 2010.

**NPTEL/SWAYAM Courses:**

1. Python for Data Science, Prof. Raghunathan Rengasamy, IIT Madras.
2. The Joy of Computing using Python Prof. Sudarshan, Prof. Yayati Guptaingar, IIT Ropar, IIIT Dharwad.
3. <https://www.coursera.org/specializations/python-3-programming#courses>.

22CYC02

## CHEMISTRY LAB

Instruction	3P Hours per Week
Duration of SEE	3 Hours
SEE	50 Marks
CIE	50 Marks
Credits	1.5

**COURSE OBJECTIVES: This course aim is to**

- To impart fundamental knowledge in handling the equipment / glassware and chemicals in chemistry laboratory.
- To provide the knowledge in both qualitative and quantitative chemical analysis
- The student should be conversant with the principles of volumetric analysis
- To apply various instrumental methods to analyse the chemical compounds and to improve understanding of theoretical concepts.
- To interpret the theoretical concepts in the preparation of new materials like drugs and polymers.

**COURSE OUTCOMES: At the end of the course, student will be able to**

- Identify the basic chemical methods to analyse the substances quantitatively & qualitatively.
- Estimate the amount of chemical substances by volumetric analysis.
- Determine the rate constants of reactions from concentration of reactants/ products as a function of time.
- Calculate the concentration and amount of various substances using instrumental techniques.
- Develop the basic drug molecules and polymeric compounds.

**CO-PO ARTICULATION MATRIX**

PO/CO	PO 1	PO 2	PO 3	PO 4	PO 5	PO 6	PO 7	PO 8	PO 9	PO 10	PO 11	PO 12
CO 1	3	2	2	-	-	2	2	-	-	-	-	2
CO 2	3	2	1	-	-	1	2	-	-	-	-	2
CO 3	3	2	3	-	-	2	2	-	-	-	-	2
CO 4	3	2	2	-	-	2	2	-	-	-	-	2
CO 5	3	2	3	-	-	2	2	-	-	-	-	2

**LIST OF EXPERIMENTS:**

- Introduction: Preparation of standard solution of oxalic acid and standardisation of NaOH.
- Estimation of metal ions ( $\text{Co}^{+2}$  &  $\text{Ni}^{+2}$ ) by EDTA method.
- Estimation of temporary and permanent hardness of water using EDTA solution
- Determination of Alkalinity of water
- Determination of rate constant for the reaction of hydrolysis of methyl acetate. (first order)
- Determination of rate constant for the reaction between potassium per sulphate and potassium Iodide. (second order)
- Estimation of amount of HCl Conductometrically using NaOH solution.
- Estimation of amount of HCl and  $\text{CH}_3\text{COOH}$  present in the given mixture of acids Conductometrically using NaOH solution.
- Estimation of amount of HCl Potentiometrically using NaOH solution.
- Estimation of amount of  $\text{Fe}^{+2}$  Potentiometrically using  $\text{KMnO}_4$  solution.
- Preparation of Nitrobenzene from Benzene.
- Synthesis of Aspirin drug and Paracetamol drug.
- Synthesis of phenol formaldehyde resin.

**TEXT BOOKS:**

- J. Mendham and Thomas, "Vogel's text book of quantitative chemical analysis", Pearson education Pvt.Ltd. New Delhi , 6<sup>th</sup> ed. 2002.
- Senior practical physical chemistry by B.D.Khosla, V.C.Garg & A.Gulati,; R. Chand & Co. : New Delhi (2011).

**SUGGESTED READINGS**

- Dr. Subdharani, "Laboratory Manual on Engineering Chemistry", Dhanpat Rai Publishing, 2012.
- S.S. Dara, "A Textbook on experiment and calculation in engineering chemistry", S.Chand and Company, 9th revised edition, 2015.

22MBC02

## COMMUNITY ENGAGEMENT

Instruction	3P Hours per week
SEE	Nil
CIE	50 Marks
Credits	1.5

### COURSE OBJECTIVES: This course aim is to

1. Develop an appreciation of Rural culture, life-style and wisdom among the Students.
2. Learn about the various livelihood activities that contribute to Rural economy.
3. Familiarize the Rural Institutions and the Rural Development Programmes in India.

### COURSE OUTCOMES: After completion of this course, students will be able to

1. Gain an understanding of Rural life, Culture and Social realities.
2. Develop a sense of empathy and bonds of mutuality with Local Communities.
3. Appreciate significant contributions of Local communities to Indian Society and Economy.
4. Exhibit the knowledge of Rural Institutions and contributing to Community's Socio Economic improvements.
5. Utilise the opportunities provided by Rural Development Programmes.

### Module I

**Appreciation of Rural Society:** Rural life style, Rural society, Caste and Gender relations, Rural values with respect to Community, Nature and Resources, elaboration of 'soul of India lies in villages' (Gandhi), Rural Infrastructure.

### Module II

**Understanding Rural Economy and Livelihood:** Agriculture, Farming, Landownership, Water management, Animal Husbandry, Non-farm Livelihood and Artisans, Rural Entrepreneurs, Rural markets, Rural Credit Societies, Farmer Production Organization/Company.

### Module III

**Rural Institutions:** Traditional Rural organizations, Self-Help Groups, Panchayati Raj Institutions (Gram Sabha), Gram Panchayat, Standing Committees, Local Civil Society, Local Administration.

### Module IV


**Rural Development Programmes:** History of Rural Development in India, Current National Programmes: Sarva Shiksha Abhiyan, Beti Bhachao, Beti Padhao, Ayushman, Bharat, Swachh Bharat, PM Awas Yojana, Skill India, Gram Panchayat Decentralised Planning, NRLM, MNREGA etc.

### TEXT BOOKS:

1. Singh, Katar, Rural Development: Principles, Policies and Management, Sage Publications, New Delhi, 2015.
2. A Hand book on Village Panchayat Administration, Rajiv Gandhi Chair for Panchayati Raj Studies, 2002.
3. United Nations, Sustainable Development Goals, 2015, un.org/sdgs
4. M.P Boraia, Best Practices in Rural Development, Shanlax Publishers, 2016.

### JOURNALS:

1. Journal of Rural development (published by NIRD & PR, Hyderabad).
2. Indian Journal of Social Work, (by TISS, Bombay).
3. Indian Journal of Extension Educations (by Indian Society of Extension Education).
4. Journal of Extension Education (by Extension Education Society).
5. Kurukshetra (Ministry of Rural Development, GOI).
6. Yojana (Ministry of Information & Broadcasting, GOI).

  
Professor and Head Department  
Department of Computer Science & Engineering  
Chaitanya Bharathi Institute of Technology (A)  
Gandipet, Hyderabad-500 075.(T.S.)

22CSC04

**OBJECT ORIENTED PROGRAMMING LAB**

Instruction	2P Hours per week
Duration of SEE	3 Hours
SEE	50 Marks
CIE	50 Marks
Credits	1

**COURSE OBJECTIVES: This course aim is to**

1. Master the concepts of Object Oriented Programming.
2. Explore the OOPs features of Python and build applications.

**COURSE OUTCOMES: After completion of this course, students will be able to**

1. Demonstrate the features of Object-Oriented Programming.
2. Understand APIs and third-party libraries to be used with Python.
3. Use Python libraries to solve real-world problems.
4. Write scripts to solve data science/machine learning problems using NumPy and Pandas.
5. Develop applications by accessing web data and databases.

**CO-PO ARTICULATION MATRIX**

PO/CO	PO 1	PO 2	PO 3	PO 4	PO 5	PO 6	PO 7	PO 8	PO 9	PO 10	PO 11	PO 12
1	3	2	3	1	3	-	-	-	-	-	-	2
2	3	3	2	2	2	-	-	-	-	-	-	2
3	3	3	3	2	3	-	-	-	-	-	-	2
4	3	3	3	3	3	-	-	-	-	-	-	2
5	3	3	3	3	3	-	-	-	-	-	-	2

**LIST OF EXPERIMENTS:**

1. Demonstration of classes and objects with referencing the class variables, instance variables and static variables.
2. Demonstration of Inheritance types with constructor and destructor invocation in inheritance.
3. Demonstration of Exception handling and unit testing.
4. Write a NumPy program to compute the cross product of two given vectors.
5. Write NumPy program to calculate the QR decomposition of a given matrix.
6. Write a Pandas program to convert a Panda Module Series to Python list and its type.
7. Write a Pandas program to convert a NumPy array to a Pandas series.
8. Create a Python project to get the citation from Google scholar using title and year of publication and volume and pages of journal.
9. Create a Python project to get total COVID-19 cases, total deaths due to Covid-19, total Covid-19 patients recovered in the world.
10. Demonstration of database connectivity and different types of JOIN operations on tables.

Note: Programs need to be on OOPS concepts.

**TEXT BOOK:**

1. Reema Thareja, "Python Programming", First Edition, Oxford Press, 2017.

**ONLINE RESOURCES:**

1. <https://vknigh.org/cfm/labsheets/04-object-oriented-programming/>
2. <http://learning-python.com/class/Workbook/x-exercises.htm>
3. <https://inst.eecs.berkeley.edu/~cs61a/fa14/lab/lab06/#inheritance>
4. [https://anandology.com/python-practice-book/object\\_oriented\\_programming.html](https://anandology.com/python-practice-book/object_oriented_programming.html)
5. <http://stanfordpython.com/>
6. <https://docs.python.org/3/>

*Kanadev*  
 Professor and Head Department  
 Department of Computer Science & Engineering  
 Chaitanya Bharathi Institute of Technology (A)  
 Gandipet, Hyderabad-500 075, (T.S.)

22MEC37

## ROBOTICS AND DRONES LAB

(Common to All Branches)

Instruction	2T + 2P Hours per week
CIE	100 Marks
Credits	3

**COURSE OBJECTIVES: This course aim is to**

1. To develop the students' knowledge in various robot and drone structures and their workspace.
2. To develop multidisciplinary robotics that have practical importance by participating in robotics competitions
3. To develop students' skills in performing spatial transformations associated with rigid body motions, kinematic and dynamic analysis of robot systems.
4. Through projects done in lab, increase the true hands-on student learning experience and enhance their conceptual understanding, increase students' ability, competence and teamwork skills on dealing with real-life engineering problems

**COURSE OUTCOMES:** After completion of this course, students will be able to

1. Demonstrate knowledge of the relationship between mechanical structures of robotics and their operational workspace characteristics
2. Understand mechanical components, motors, sensors and electronic circuits of robots and build robots.
3. Demonstrate knowledge of robot controllers.
4. Use Linux environment for robotic programming.
5. Write Python scripts to control robots using Python and Open CV.

**COURSE ARTICULATION MATRIX**


PO/CO	PO1	PO2	PO3	PO4	PO5	PO6	PO7	PO8	PO9	PO10	PO11	PO12
CO1	3	2	1	1	1	2	1	1	1	2	2	2
CO2	2	3	1	2	3	1	1	1	1	2	2	1
CO3	2	2	2	2	2	1	1	1	1	2	2	2
CO4	2	2	1	2	2	2	1	1	1	2	2	2
CO5	1	1	1	1	1	3	3	3	1	3	3	3

**LIST OF EXPERIMENTS:**

1. Assembling of robot mechanical components, mounting of motors, sensors, electronic circuits to the chassis.
2. Connecting to electronic circuitry: motor drivers, incremental encoders proximity sensors, micro controller,
3. Different types of batteries, selection of suitable battery for application, safety precaution.
4. Introduction to Linux Command Line Interface: basic file and directory management and other useful commands
5. Controlling robot using Python: i) Move robot using Python code, ii) Make robot move in patterns using Python
6. Robot programming with Sensor inputs: i) Read sensor data using Python, ii) Visualize sensor data using Python, iii) Code robot to avoid obstacles by using sensor data
7. Open CV: i) Create an Image and display an image; ii) Read and change pixel values; iii) Create colored shapes and save image; iv) Extract the RGB values of a pixel; v) Reading and Writing Videos
8. Open CV: i) Extraction of Regions of Interest; ii) Extraction of RGB values of a pixel
9. Coding robot to work with colors, follow colored objects, identifying shape of the object-oriented
10. Projects: i) Making a line follower robot using a Camera; ii) Writing code for a complex function Assembly of a drone

**SUGGESTED READINGS:**

1. <https://www.geeksforgeeks.org/robotics-introduction/>
2. <https://www.ohio.edu/mechanical-faculty/williams/html/PDF/IntroRob.pdf>
3. <https://www.idtechex.com/en/research-report/new-robotics-and-drones-2018-2038-technologies-forecasts-players/584>
4. <https://dronebotworkshop.com/>

  
 Professor and Head Department  
 Department of Computer Science & Engineering  
 Chaitanya Bharathi Institute of Technology (A)  
 Gandipet, Hyderabad-500 075.(T.S.)



22EEEC02

**BASIC ELECTRICAL ENGINEERING LAB**

Instruction	2P Hours per week
Duration of Semester End Examination	3 Hours
Semester End Examination	50 Marks
CIE	50 Marks
Credits	1

**COURSE OBJECTIVES: This course aim is to**

1. To acquire the knowledge on different types of electrical elements and to verify the basic electrical circuit laws and theorems.
2. To determine the parameters and power factor of a coil, calculate the time and frequency responses of RLC circuits and to familiarize with measurement of electric power & energy.
3. To determine the characteristics of Transformers, dc, ac machines and switch gear components

**COURSE OUTCOMES:** After completion of this course, students will be able to

1. Comprehend the circuit analysis techniques using various circuital laws and theorems.
2. Analyse the parameters of the given coil and measurement of power and energy in AC circuits
3. Determine the turns ratio/performance parameters of single-phase transformer
4. Infer the characteristics of DC shunt motor different tests.
5. Illustrate different parts and their function of electrical components, equipment and machines.


**CO-PO ARTICULATION MATRIX**

PO/CO	PO 1	PO 2	PO 3	PO 4	PO 5	PO 6	PO 7	PO 8	PO 9	PO 10	PO 11	PO 12
CO 1	3	2	2	-	-	2	2	-	-	-	-	2
CO 2	3	2	1	-	-	1	2	-	-	-	-	2
CO 3	3	2	3	-	-	2	2	-	-	-	-	2
CO 4	3	2	2	-	-	2	2	-	-	-	-	2
CO 5	3	2	3	-	-	2	2	-	-	-	-	2

**LIST OF LABORATORY EXPERIMENTS/DEMONSTRATIONS:**

1. Verification of KCL and KVL.
2. Verification of Thevenin's theorem.
3. Verification of Norton's theorem.
4. Charging and discharging of Capacitor.
5. Determination of parameters of a choke or coil by Wattmeter Method.
6. Power factor improvement of single-phase AC System.
7. Active and Reactive Power measurement of a single-phase system using
  - a. 3-Ammeter method
  - b. 3-Voltmeter method
8. Measurement of 3-Phase Power in a balanced system
9. Calibration of single-phase energy meter.
10. Verification of Turns/voltage ratio of single-phase Transformer.
11. Open Circuit and Short Circuit tests on a given single phase Transformer.
12. Brake test on DC Shunt Motor
13. Speed control of DC Shunt Motor.
14. Demonstration of Measuring Instruments and Electrical Lab components.
15. Demonstration of Low-Tension Switchgear Equipment/Components.
16. Demonstration of cut - out section of Machines like DC Machine, Induction Machine etc.

**Note: TEN experiments to be conducted to cover all five Course Outcomes.**

  
 Professor and Head Department  
 Department of Computer Science & Engineering  
 Chaitanya Bharathi Institute of Technology (A)  
 Gandipet, Hyderabad-500 075.(T.S.)