

Chaitanya Bharathi Institute of Technology(A)
Solar Data - 2019

Simulation: Daily values from 01/01/19 to 31/12/19

date	GlobInc	GlobEff	EArray	E_Grid	PR
	kWh/m ² /day	kWh/m ² /day	kWh/day	kWh/day	ratio
01-01-2019	2.7562	2.6602	22.727	22.194	0.7989
01-02-2019	5.0835	4.9539	41.391	40.595	0.7922
01-03-2019	7.136	6.9972	53.197	52.211	0.7259
01-04-2019	6.5236	6.3853	51.105	50.146	0.7626
01-05-2019	6.1632	6.0305	48.809	47.897	0.771
01-06-2019	4.0716	3.9231	34.554	33.895	0.8259
01-07-2019	6.7221	6.5816	52.329	51.354	0.7579
01-08-2019	5.0568	4.9527	41.024	40.222	0.7891
01-09-2019	4.1698	4.0621	34.494	33.821	0.8047
01-10-2019	4.4328	4.3052	37.132	36.404	0.8147
01-11-2019	7.0839	6.9389	54.533	53.524	0.7496
01-12-2019	6.3697	6.2351	51.754	50.798	0.7912
13-01-2019	6.5679	6.4314	52.253	51.285	0.7746
14-01-2019	5.7335	5.6084	46.456	45.6	0.789
15-01-2019	6.2349	6.1002	50.544	49.617	0.7895
16-01-2019	7.2621	7.1144	56.224	55.186	0.7539
17-01-2019	5.9165	5.783	47.39	46.503	0.7797
18-01-2019	7.2396	7.0923	55.177	54.163	0.7422
19-01-2019	7.102	6.9578	54.115	53.119	0.742
20-01-2019	6.8512	6.6984	52.997	52.041	0.7536
21-01-2019	6.5579	6.4085	50.735	49.823	0.7537
22-01-2019	3.6055	3.484	29.549	28.93	0.796
23-01-2019	7.4487	7.2796	56.486	55.468	0.7388
24-01-2019	7.6017	7.4299	58.205	57.153	0.7459
25-01-2019	7.5798	7.4092	57.578	56.54	0.74
26-01-2019	7.0963	6.9377	53.969	52.997	0.7409
27-01-2019	4.5516	4.4449	36.623	35.911	0.7827
28-01-2019	6.2296	6.0878	49.215	48.328	0.7696
29-01-2019	6.5703	6.4269	51.076	50.156	0.7573
30-01-2019	3.2754	3.1557	27.505	26.923	0.8155
31-01-2019	4.7181	4.573	37.952	37.248	0.7832
02-01-2019	6.8476	6.6999	52.21	51.27	0.7428
02-02-2019	6.6263	6.4736	51.105	50.19	0.7514
02-03-2019	6.6834	6.5429	51.449	50.522	0.7499
02-04-2019	6.8386	6.6974	53.668	52.697	0.7645
02-05-2019	6.1329	5.9816	48.53	47.66	0.771
02-06-2019	6.9458	6.8016	53.55	52.583	0.751
02-07-2019	6.511	6.3723	50.454	49.544	0.7549
02-08-2019	6.2287	6.0944	49.245	48.357	0.7702
02-09-2019	6.6938	6.5491	52.404	51.46	0.7627
02-10-2019	6.8233	6.6815	52.567	51.619	0.7505
02-11-2019	6.9932	6.8509	53.428	52.463	0.7442
02-12-2019	7.1291	6.9801	54.455	53.473	0.7441

Principal
Chaitanya Bharathi Institute of Technology
(Autonomous)
Gandipet, Hyderabad-500 075.

(Handwritten Signature)



13-02-2019	6.7431	6.5991	51.645	50.717	0.7462
14-02-2019	5.8158	5.6782	47.106	46.259	0.7891
15-02-2019	5.9074	5.7503	47.539	46.692	0.7841
16-02-2019	5.7436	5.6102	45.469	44.65	0.7712
17-02-2019	7.844	7.6784	57.558	56.523	0.7149
18-02-2019	7.4863	7.3263	56.226	55.214	0.7317
19-02-2019	7.36	7.201	55.218	54.227	0.7309
20-02-2019	4.7799	4.6461	38.659	37.947	0.7876
21-02-2019	6.3601	6.2238	48.556	47.683	0.7438
22-02-2019	4.6547	4.5193	37.041	36.348	0.7747
23-02-2019	6.4025	6.2661	49.194	48.31	0.7486
24-02-2019	7.0785	6.9363	53.04	52.086	0.73
25-02-2019	6.9367	6.7913	52.405	51.465	0.736
26-02-2019	7.1831	7.0429	53.894	52.924	0.7309
27-02-2019	5.7491	5.6155	44.859	44.05	0.7601
28-02-2019	7.1517	7.0125	52.977	52.024	0.7217
03-01-2019	6.7669	6.6285	51.129	50.212	0.7361
03-02-2019	6.3562	6.2185	48.825	47.953	0.7484
03-03-2019	6.4217	6.2956	49.549	48.656	0.7517
03-04-2019	2.584	2.4826	21.766	21.255	0.816
03-05-2019	3.0734	2.97	25.807	25.281	0.8161
03-06-2019	2.8449	2.7449	23.824	23.327	0.8135
03-07-2019	7.2127	7.0648	53.966	52.998	0.7289
03-08-2019	6.8773	6.728	53.356	52.4	0.7559
03-09-2019	7.4826	7.3239	56.281	55.271	0.7328
03-10-2019	7.586	7.4262	56.17	55.163	0.7214
03-11-2019	5.8493	5.7202	45.516	44.696	0.7581
03-12-2019	7.707	7.5435	56.649	55.633	0.7161
13-03-2019	7.4087	7.2505	54.837	53.857	0.7212
14-03-2019	6.7875	6.6487	51.07	50.155	0.7331
15-03-2019	7.0095	6.867	52.179	51.244	0.7253
16-03-2019	6.7172	6.5776	50.389	49.486	0.7309
17-03-2019	7.6827	7.5229	54.832	53.852	0.6954
18-03-2019	6.2678	6.1225	47.855	47.002	0.7439
19-03-2019	5.5255	5.3741	42.946	42.17	0.7571
20-03-2019	3.5295	3.4239	28.361	27.749	0.78
21-03-2019	5.8824	5.756	45.409	44.591	0.752
22-03-2019	6.8055	6.6547	50.49	49.59	0.7229
23-03-2019	6.9812	6.8299	51.797	50.821	0.7222
24-03-2019	7.5393	7.3861	54.592	53.565	0.7048
25-03-2019	7.4265	7.2668	54.085	53.068	0.7089
26-03-2019	7.1493	6.9933	52.992	51.988	0.7214
27-03-2019	6.8129	6.667	50.294	49.338	0.7184
28-03-2019	7.0781	6.9263	51.844	50.859	0.7128
29-03-2019	6.2024	6.065	46.977	46.08	0.737
30-03-2019	6.4053	6.2566	48.126	47.21	0.7312
31-03-2019	7.3348	7.1809	52.913	51.914	0.7022
04-01-2019	7.0685	6.9147	52.426	51.437	0.7219
04-02-2019	4.5661	4.4347	36.325	35.593	0.7733
04-03-2019	7.5484	7.385	55.902	54.852	0.7209



Principal
Chaitanya Bharathi Institute of Technology
(Autonomous)
Gandipet, Hyderabad-500 075.

(Handwritten Signature)

04-04-2019	7.7445	7.5744	55.138	54.105	0.6931
04-05-2019	7.6449	7.4805	54.036	53.025	0.6881
04-06-2019	6.7989	6.6432	50.03	49.092	0.7163
04-07-2019	5.295	5.1529	40.026	39.29	0.7361
04-08-2019	3.036	2.9296	24.511	23.948	0.7825
04-09-2019	4.3758	4.2516	33.739	33.047	0.7492
04-10-2019	7.3316	7.1735	52.144	51.171	0.6924
04-11-2019	7.5433	7.3753	53.261	52.271	0.6874
04-12-2019	6.9723	6.8106	51.161	50.209	0.7144
13-04-2019	5.9402	5.7883	44.914	44.06	0.7358
14-04-2019	3.4136	3.2903	27.56	26.962	0.7836
15-04-2019	6.7513	6.5911	51.009	50.064	0.7357
16-04-2019	7.1838	7.0253	52.394	51.425	0.7102
17-04-2019	6.3078	6.1558	47.615	46.718	0.7348
18-04-2019	6.4534	6.3134	48.66	47.756	0.7341
19-04-2019	6.1795	6.043	47.299	46.416	0.7452
20-04-2019	6.8385	6.6857	51.005	50.063	0.7263
21-04-2019	6.6767	6.5196	50.25	49.325	0.7329
22-04-2019	6.628	6.4783	49.486	48.574	0.7271
23-04-2019	4.4314	4.2694	35.294	34.574	0.774
24-04-2019	4.693	4.5341	36.663	35.96	0.7602
25-04-2019	6.207	6.0395	47.39	46.524	0.7436
26-04-2019	6.7812	6.6079	50.139	49.226	0.7202
27-04-2019	6.0899	5.9331	46.475	45.621	0.7432
28-04-2019	5.7916	5.6437	44.377	43.56	0.7462
29-04-2019	6.9938	6.8273	52.389	51.436	0.7296
30-04-2019	6.9024	6.7265	52.599	51.64	0.7422
05-01-2019	6.9657	6.7894	51.008	50.081	0.7133
05-02-2019	6.5596	6.3933	48.255	47.375	0.7165
05-03-2019	6.8924	6.7021	50.083	49.173	0.7078
05-04-2019	6.0106	5.8583	44.912	44.084	0.7276
05-05-2019	4.68	4.5209	34.941	34.201	0.725
05-06-2019	4.9268	4.8199	36.41	35.645	0.7177
05-07-2019	5.7378	5.576	43.72	42.859	0.741
05-08-2019	6.3182	6.1537	47.822	46.952	0.7372
05-09-2019	7.0338	6.8495	52.272	51.323	0.7239
05-10-2019	5.9257	5.7674	45.72	44.831	0.7505
05-11-2019	6.6289	6.4486	49.468	48.527	0.7262
05-12-2019	4.8248	4.6571	38.546	37.817	0.7776
13-05-2019	5.3625	5.1931	41.505	40.735	0.7536
14-05-2019	5.0279	4.856	39.609	38.864	0.7668
15-05-2019	6.1104	5.941	45.861	44.982	0.7303
16-05-2019	6.3639	6.2007	47.824	46.951	0.7319
17-05-2019	4.9756	4.829	39.016	38.282	0.7633
18-05-2019	4.483	4.3353	35.829	35.145	0.7777
19-05-2019	6.6637	6.4662	49.37	48.427	0.721
20-05-2019	7.2176	7.0025	50.811	49.838	0.685
21-05-2019	6.6461	6.4516	48.081	47.159	0.704
22-05-2019	6.789	6.5979	49.243	48.31	0.7059
23-05-2019	6.5009	6.309	47.469	46.547	0.7103



Principal
Chaitanya Bharathi Institute of Technology
(Autonomous)
Gandipet, Hyderabad-500 075.

(Handwritten Signature)

24-05-2019	6.712	6.5051	49.195	48.243	0.7131
25-05-2019	6.56	6.355	48.132	47.2	0.7138
26-05-2019	6.6473	6.4406	48.354	47.418	0.7077
27-05-2019	7.0173	6.8006	50.284	49.315	0.6972
28-05-2019	3.837	3.7057	30.271	29.668	0.7671
29-05-2019	3.6196	3.5107	28.379	27.786	0.7616
30-05-2019	4.7795	4.6284	37.505	36.796	0.7638
31-05-2019	6.0448	5.8634	45.422	44.537	0.7309
06-01-2019	3.6939	3.5486	30.301	29.634	0.7959
06-02-2019	2.8766	2.7697	23.679	23.167	0.799
06-03-2019	3.4691	3.3487	28.471	27.89	0.7976
06-04-2019	4.4005	4.2333	36.075	35.34	0.7967
06-05-2019	1.3419	1.2885	11.307	10.899	0.8058
06-06-2019	5.1793	4.9753	41.586	40.764	0.7808
06-07-2019	2.2001	2.1159	18.508	17.99	0.8112
06-08-2019	5.041	4.8753	40.299	39.499	0.7773
06-09-2019	6.4839	6.2817	50.003	49.043	0.7504
06-10-2019	6.3894	6.1924	49.408	48.459	0.7524
06-11-2019	6.5079	6.3152	49.544	48.592	0.7407
06-12-2019	6.8351	6.6314	51.638	50.649	0.7351
13-06-2019	3.3898	3.223	26.594	26.035	0.762
14-06-2019	5.7731	5.5924	46.176	45.285	0.7782
15-06-2019	3.6961	3.5654	30.506	29.898	0.8025
16-06-2019	6.0892	5.9123	47.382	46.471	0.7571
17-06-2019	4.6838	4.522	37.517	36.805	0.7796
18-06-2019	5.7429	5.569	44.079	43.223	0.7467
19-06-2019	5.0709	4.9089	38.954	38.166	0.7467
20-06-2019	6.1304	5.9544	46.231	45.335	0.7336
21-06-2019	6.3504	6.1605	47.665	46.751	0.7304
22-06-2019	5.0052	4.8331	39.247	38.51	0.7633
23-06-2019	5.6572	5.4905	44.261	43.398	0.761
24-06-2019	4.0672	3.9229	32.651	31.949	0.7793
25-06-2019	2.5578	2.4631	21.649	21.161	0.8207
26-06-2019	5.1258	4.9428	41.461	40.654	0.7868
27-06-2019	6.0371	5.8561	47.726	46.809	0.7692
28-06-2019	6.4282	6.2356	50.561	49.594	0.7654
29-06-2019	5.7	5.5346	46.156	45.254	0.7876
30-06-2019	2.91	2.7809	24.446	23.84	0.8127
07-01-2019	2.6375	2.5396	22.287	21.783	0.8193
07-02-2019	1.4837	1.4246	12.51	12.097	0.8089
07-03-2019	2.604	2.5027	21.746	21.257	0.8098
07-04-2019	4.9411	4.7668	39.742	38.948	0.782
07-05-2019	5.3669	5.2231	43.076	42.279	0.7815
07-06-2019	0.6374	0.6115	5.2924	4.9028	0.7631
07-07-2019	4.6585	4.4932	37.934	37.222	0.7927
07-08-2019	3.9831	3.8728	32.035	31.329	0.7803
07-09-2019	5.7147	5.5386	43.93	43.077	0.7478
07-10-2019	6.3081	6.1162	49.012	48.07	0.756
07-11-2019	6.702	6.5102	51.21	50.232	0.7436
07-12-2019	3.7555	3.6347	29.029	28.369	0.7494



Principal
Chaitanya Bharathi Institute of Technology
(Autonomous)
Gandipet, Hyderabad-500 075.

P. A. Vinay

13-07-2019	2.9996	2.8948	25.12	24.526	0.8112
14-07-2019	3.1044	2.9987	26.4	25.841	0.8258
15-07-2019	4.9246	4.732	40.838	40.047	0.8068
16-07-2019	1.5497	1.4886	13.318	12.897	0.8256
17-07-2019	2.445	2.3481	20.862	20.329	0.8249
18-07-2019	3.4906	3.3836	28.219	27.537	0.7826
19-07-2019	4.5317	4.3872	36.958	36.256	0.7937
20-07-2019	5.4208	5.2464	43.692	42.834	0.7839
21-07-2019	5.7302	5.5543	44.165	43.322	0.75
22-07-2019	7.0514	6.8507	53.048	52.023	0.7319
23-07-2019	7.1376	6.9355	53.473	52.441	0.7289
24-07-2019	5.9787	5.8145	47.056	46.136	0.7655
25-07-2019	2.9633	2.8558	25.221	24.68	0.8262
26-07-2019	1.846	1.7744	16.044	15.59	0.8378
27-07-2019	2.3716	2.2727	20.166	19.644	0.8217
28-07-2019	1.6077	1.5442	13.724	13.298	0.8205
29-07-2019	5.4779	5.3234	43.234	42.381	0.7675
30-07-2019	6.8458	6.6635	53.382	52.357	0.7587
31-07-2019	3.4885	3.377	28.87	28.272	0.804
08-01-2019	6.9076	6.7229	53.746	52.705	0.757
08-02-2019	6.1699	5.9975	49.171	48.212	0.7752
08-03-2019	3.0288	2.9165	26.024	25.474	0.8344
08-04-2019	2.5358	2.438	22.061	21.536	0.8425
08-05-2019	3.6267	3.5017	30.688	30.05	0.822
08-06-2019	3.1027	2.9915	26.588	26.003	0.8314
08-07-2019	3.2898	3.1819	27.979	27.336	0.8243
08-08-2019	4.5065	4.3719	37.545	36.811	0.8104
08-09-2019	3.9147	3.7647	33.131	32.406	0.8213
08-10-2019	5.1224	4.9576	41.419	40.636	0.787
08-11-2019	5.5428	5.37	44.639	43.747	0.783
08-12-2019	6.5838	6.4166	51.392	50.39	0.7593
13-08-2019	6.0014	5.834	47.977	47.035	0.7775
14-08-2019	4.3185	4.1881	35.74	35.026	0.8046
15-08-2019	3.3008	3.1841	28.002	27.401	0.8236
16-08-2019	3.4933	3.3765	29.396	28.769	0.817
17-08-2019	6.1819	6.0278	48.557	47.611	0.7641
18-08-2019	4.8236	4.6956	38.642	37.821	0.7779
19-08-2019	4.8667	4.7157	38.262	37.513	0.7647
20-08-2019	6.1692	6.0188	48.208	47.307	0.7607
21-08-2019	3.6794	3.5734	30.481	29.837	0.8045
22-08-2019	5.2809	5.1285	42.723	41.911	0.7873
23-08-2019	2.0721	1.9921	17.843	17.369	0.8316
24-08-2019	5.1213	5.0083	40.639	39.829	0.7715
25-08-2019	6.1992	6.0529	48.556	47.652	0.7626
26-08-2019	2.7361	2.6375	23.299	22.754	0.825
27-08-2019	2.3109	2.2211	19.566	19.075	0.8189
28-08-2019	6.0606	5.9123	47.642	46.743	0.7651
29-08-2019	6.4726	6.3114	50.737	49.798	0.7633
30-08-2019	3.1427	3.0299	26.475	25.889	0.8173
31-08-2019	4.8486	4.7056	38.673	37.916	0.7758



Principal
Chaitanya Bharathi Institute of Technology
(Autonomous)
Gandipet, Hyderabad-500 075.

(Handwritten signature)

09-01-2019	5.4872	5.3323	43.105	42.284	0.7645
09-02-2019	6.5782	6.4238	50.655	49.716	0.7498
09-03-2019	5.061	4.9373	40.431	39.632	0.7769
09-04-2019	4.1113	3.9712	33.292	32.586	0.7863
09-05-2019	7.4188	7.2594	55.347	54.317	0.7263
09-06-2019	7.3546	7.1949	55.4	54.369	0.7334
09-07-2019	2.6245	2.5335	22.276	21.779	0.8232
09-08-2019	3.6519	3.5358	30.96	30.308	0.8234
09-09-2019	1.246	1.1962	10.718	10.364	0.8251
09-10-2019	2.8914	2.7789	24.452	23.898	0.82
09-11-2019	4.4603	4.3235	37.342	36.612	0.8143
09-12-2019	7.9376	7.7653	59.817	58.699	0.7336
13-09-2019	7.0556	6.8954	54.693	53.675	0.7547
14-09-2019	5.0517	4.9145	40.917	40.127	0.788
15-09-2019	6.4279	6.2765	50.787	49.843	0.7693
16-09-2019	2.8425	2.7336	24.007	23.496	0.8201
17-09-2019	5.1729	5.0575	41.525	40.7	0.7805
18-09-2019	2.8221	2.7311	23.375	22.762	0.8002
19-09-2019	7.8173	7.6492	58.865	57.764	0.7331
20-09-2019	3.4723	3.3549	28.641	27.98	0.7994
21-09-2019	5.1082	4.9666	40.573	39.78	0.7726
22-09-2019	4.5142	4.4105	34.875	34.068	0.7487
23-09-2019	7.0409	6.8849	54.171	53.158	0.749
24-09-2019	7.8046	7.64	57.911	56.826	0.7223
25-09-2019	2.8219	2.7196	23.916	23.415	0.8232
26-09-2019	4.7067	4.6051	36.013	35.212	0.7422
27-09-2019	6.1351	5.9858	48.523	47.615	0.7699
28-09-2019	6.872	6.7287	53.337	52.334	0.7555
29-09-2019	6.3862	6.2329	50.927	49.976	0.7764
30-09-2019	3.4658	3.3718	27.387	26.759	0.766
10-01-2019	4.5334	4.4068	36.87	36.145	0.791
10-02-2019	4.8433	4.6954	39.789	39.008	0.799
10-03-2019	5.5882	5.463	44.625	43.761	0.7769
10-04-2019	4.2223	4.099	33.765	33.071	0.777
10-05-2019	7.1435	7.0167	54.05	53.018	0.7363
10-06-2019	7.5756	7.441	56.395	55.315	0.7244
10-07-2019	7.5294	7.394	56.144	55.073	0.7256
10-08-2019	7.6844	7.5464	57.271	56.177	0.7253
10-09-2019	6.2602	6.1351	48.698	47.753	0.7567
10-10-2019	5.6473	5.5248	44.109	43.226	0.7594
10-11-2019	6.3294	6.1991	48.78	47.838	0.7498
10-12-2019	6.2562	6.1372	47.962	47.013	0.7455
13-10-2019	6.6294	6.5013	50.762	49.778	0.7449
14-10-2019	6.6	6.4695	50.827	49.844	0.7492
15-10-2019	1.9939	1.9186	16.966	16.573	0.8246
16-10-2019	6.1965	6.0726	48.561	47.616	0.7623
17-10-2019	6.5003	6.375	50.384	49.402	0.754
18-10-2019	6.6534	6.5278	51.339	50.331	0.7505
19-10-2019	4.4462	4.3305	34.845	34.123	0.7614
20-10-2019	4.4828	4.3533	36.743	35.978	0.7962



Principal
Chaitanya Bharathi Institute of Technology
(Autonomous)
Gandipet, Hyderabad-500 075.

A. A. ...

21-10-2019	4.1528	4.0244	33.992	33.282	0.7951
22-10-2019	3.1134	3.0133	26.338	25.768	0.8211
23-10-2019	7.0066	6.8797	53.86	52.798	0.7476
24-10-2019	6.5966	6.4688	51.367	50.352	0.7572
25-10-2019	3.0117	2.9168	25.66	25.093	0.8266
26-10-2019	5.0989	4.99	41.725	40.975	0.7972
27-10-2019	6.2508	6.116	49.825	48.848	0.7753
28-10-2019	2.4936	2.3931	21.651	21.105	0.8396
29-10-2019	3.3774	3.269	28.539	27.88	0.8189
30-10-2019	6.5286	6.4041	50.966	49.948	0.759
31-10-2019	6.9942	6.8613	54.077	53.006	0.7518
11-01-2019	4.3561	4.2222	36.667	35.946	0.8186
11-02-2019	5.8677	5.7342	47.518	46.565	0.7873
11-03-2019	7.5216	7.3779	57.601	56.459	0.7447
11-04-2019	5.5501	5.406	45.305	44.393	0.7935
11-05-2019	7.4142	7.2706	56.634	55.512	0.7428
11-06-2019	4.3658	4.2726	34.812	34.112	0.7751
11-07-2019	4.3592	4.2478	36.245	35.585	0.8098
11-08-2019	4.9305	4.8061	40.325	39.554	0.7959
11-09-2019	3.6873	3.582	29.569	28.887	0.7772
11-10-2019	5.9513	5.8163	46.929	46.046	0.7676
11-11-2019	4.0995	3.9946	33.377	32.758	0.7927
11-12-2019	6.8727	6.737	53.153	52.212	0.7537
13-11-2019	6.8073	6.6704	53.378	52.432	0.7641
14-11-2019	7.0372	6.8951	54.762	53.742	0.7576
15-11-2019	2.3021	2.217	19.882	19.456	0.8385
16-11-2019	6.4692	6.3367	50.488	49.595	0.7605
17-11-2019	4.5965	4.4962	36.232	35.495	0.7661
18-11-2019	6.0174	5.8852	47.889	47.046	0.7756
19-11-2019	5.7861	5.658	45.538	44.735	0.767
20-11-2019	5.9585	5.827	46.964	46.094	0.7674
21-11-2019	2.3532	2.2671	20.234	19.802	0.8348
22-11-2019	1.7934	1.7296	15.045	14.568	0.8059
23-11-2019	6.7471	6.6135	51.552	50.637	0.7445
24-11-2019	7.3117	7.1607	55.955	54.917	0.7451
25-11-2019	7.5549	7.3979	56.825	55.816	0.7329
26-11-2019	7.1619	7.0118	54.735	53.766	0.7448
27-11-2019	7.5037	7.3471	56.799	55.789	0.7376
28-11-2019	4.0381	3.9101	33.639	32.959	0.8097
29-11-2019	5.0942	4.9514	42.018	41.217	0.8027
30-11-2019	4.2898	4.1759	35.886	35.232	0.8148
12-01-2019	7.3324	7.1786	56.377	55.374	0.7492
12-02-2019	4.3634	4.2499	36.754	36.084	0.8204
12-03-2019	5.7914	5.6558	46.484	45.608	0.7813
12-04-2019	5.3305	5.1996	43.39	42.621	0.7932
12-05-2019	6.0461	5.9083	48.598	47.682	0.7824
12-06-2019	7.2117	7.0572	55.901	54.86	0.7547
12-07-2019	4.8252	4.694	40.044	39.272	0.8074
12-08-2019	4.7393	4.606	38.896	38.194	0.7995
12-09-2019	5.8047	5.6688	47.129	46.239	0.7903

Principal

Chaitanya Bharathi Institute of Techno
(Autonomous)

Gandipet, Hyderabad-500 075.

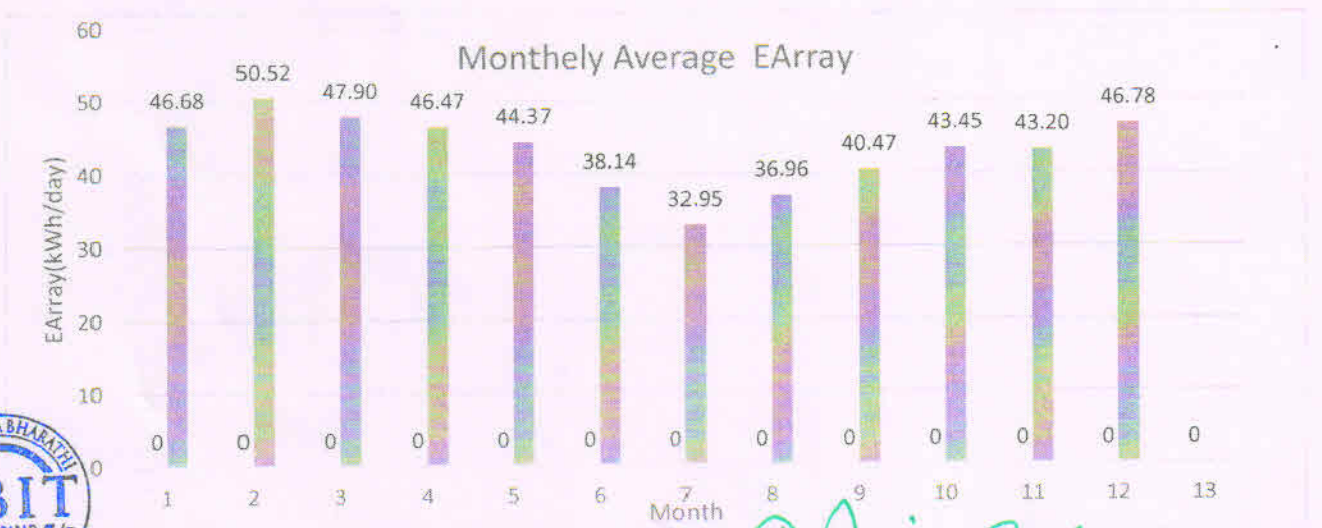
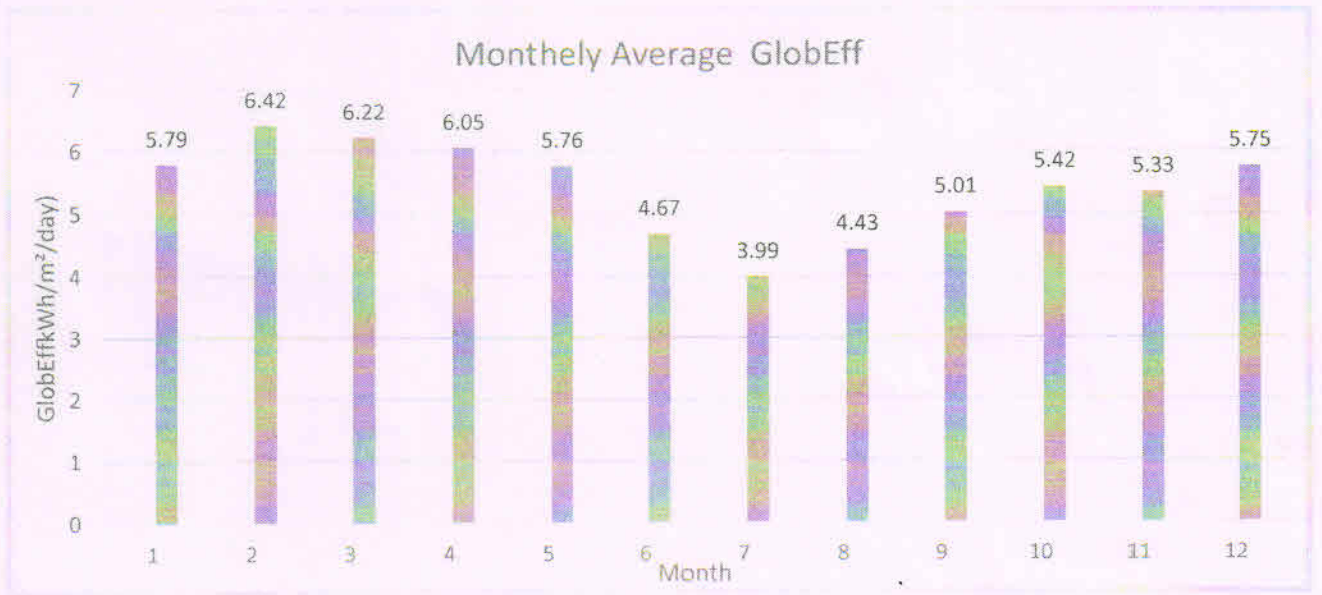
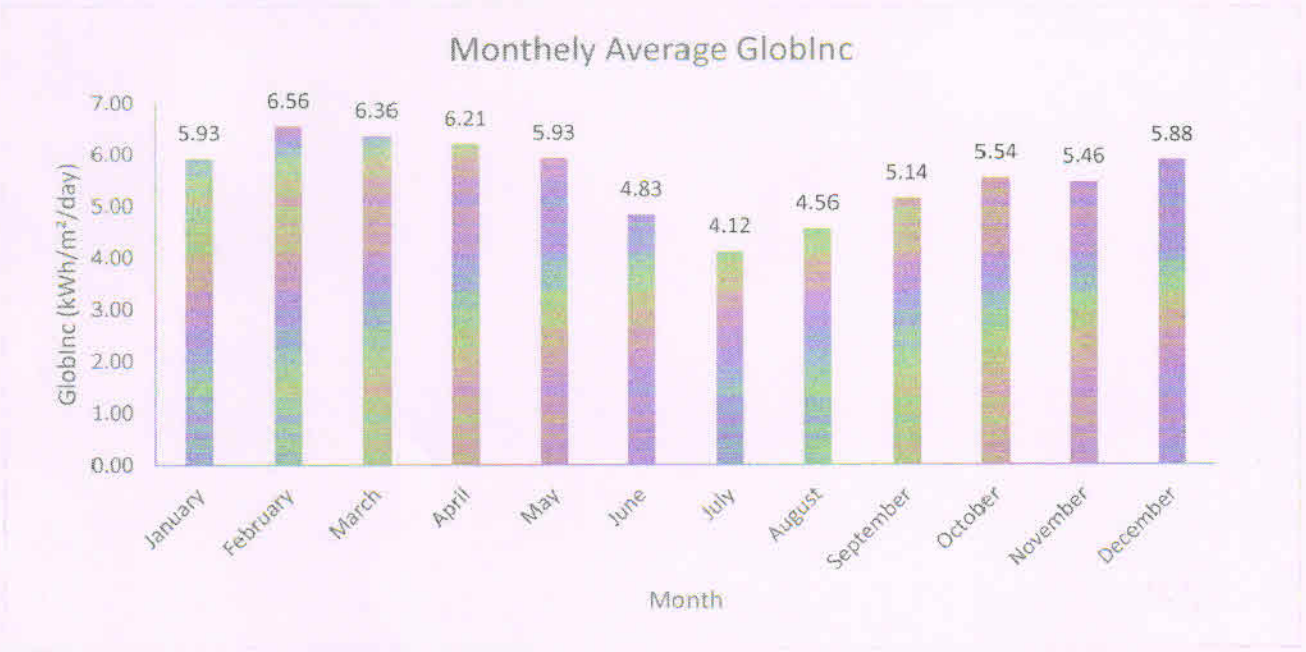


12-10-2019	6.9226	6.7764	53.703	52.704	0.7553
12-11-2019	5.1804	5.0709	42.694	41.927	0.8029
12-12-2019	4.4623	4.3594	36.343	35.665	0.7929
13-12-2019	3.271	3.1864	27.725	27.145	0.8233
14-12-2019	6.2254	6.0901	49.063	48.136	0.7671
15-12-2019	6.3913	6.2574	50.012	49.073	0.7617
16-12-2019	4.518	4.4055	36.76	36.047	0.7915
17-12-2019	6.7984	6.6554	52.63	51.642	0.7536
18-12-2019	5.7248	5.5925	45.096	44.243	0.7667
19-12-2019	4.7282	4.6026	38.7	37.951	0.7963
20-12-2019	6.3957	6.2601	49.649	48.713	0.7556
21-12-2019	6.6162	6.4758	52.521	51.531	0.7727
22-12-2019	6.764	6.618	52.252	51.272	0.752
23-12-2019	6.3176	6.1761	50.064	49.123	0.7714
24-12-2019	6.7229	6.5775	53.561	52.552	0.7755
25-12-2019	6.3979	6.2611	51.607	50.635	0.7852
26-12-2019	6.9656	6.8188	54.74	53.711	0.765
27-12-2019	6.4477	6.3074	51.609	50.637	0.7791
28-12-2019	4.5982	4.4966	36.582	35.842	0.7733
29-12-2019	6.2116	6.0811	48.944	48.02	0.7669
30-12-2019	6.5721	6.4361	50.881	49.925	0.7536
31-12-2019	6.6255	6.4886	51.369	50.403	0.7547



(Handwritten signature in green ink)

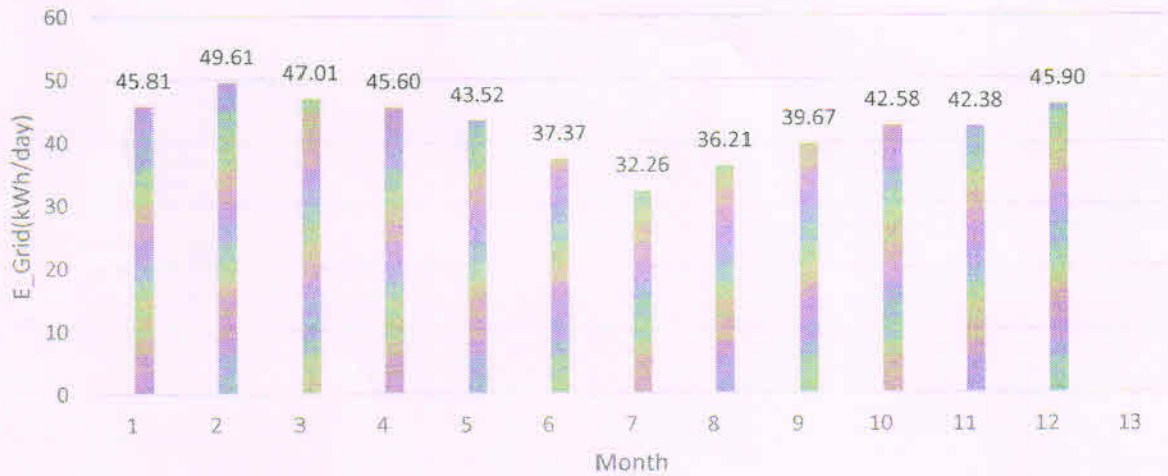
Principal
Chaitanya Bharathi Institute of Techno'
(Autonomous)
Gandipet, Hyderabad-500 075.



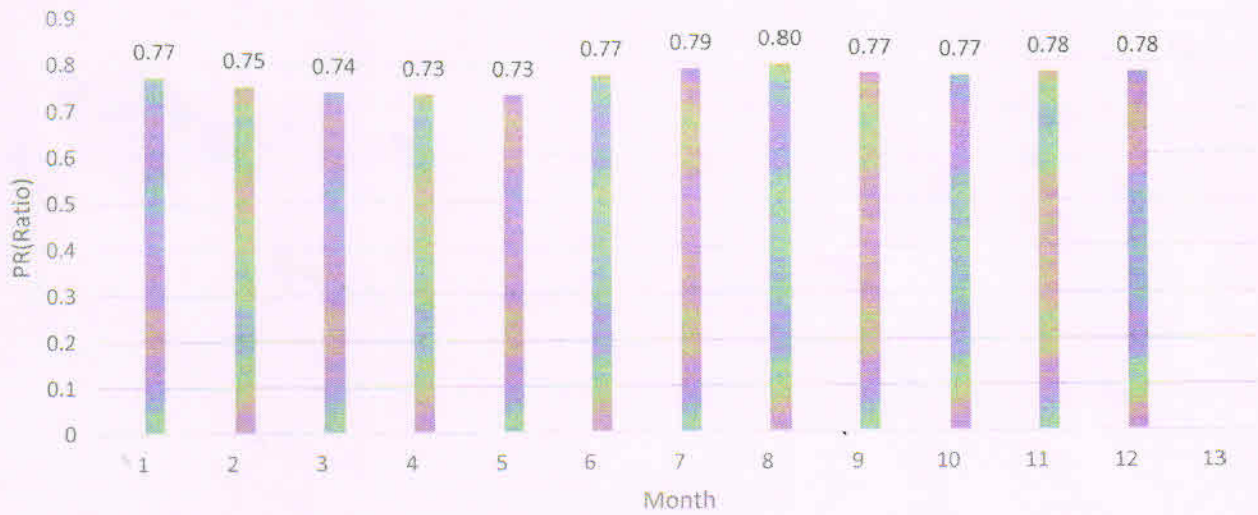
Principal
 Chaitanya Bharathi Institute of Technology
 (Autonomous)
 Gandipet, Hyderabad-500 075.

P. Arinay

Monthly Average E_Grid



Monthly Average PR



(Handwritten Signature)

Principal
 Chaitanya Bharathi Institute of Technol-
 (Autonomous)
 Gandipet, Hyderabad-500 075.