

**CHAITANAY BHARATHI INSTITUTE OF TECHNOLOGY(AUTONOMOUS),
HYDERABAD-75**

PHYSICAL INFRASTRUCTURAL FACILITIES

4.4.1: Average percentage expenditure incurred on maintenance of physical facilities and academic support facilities excluding salary component, during the last five years

Table 1: Year-wise expenditure for Maintenance of Academic and Physical infrastructure

Year	2021-22	2020-21	2019-20	2018-19	2017-18
INR in lakhs	1412.32	2278.85	1539.79	2228.01	1189.44

Table 2: Table of Contents – criterion-4.4.1

Sno	Year	Description	Page No.	Reference	Website links
1		Extract of Income & Expenditure towards infrastructure augmentation	2	Click here	
2		Audited income and Expenditure Certificate	3	Click here	
3	2021-22	Income and Expenditure Statement	4	Click here	Weblink
		Balance Sheet	5	Click here	
4	2020-21	Income and Expenditure Statement	6	Click here	Weblink
		Balance Sheet	7	Click here	
5	2019-20	Income and Expenditure Statement	9	Click here	Weblink
		Balance Sheet	10	Click here	
6	2018-19	Income and Expenditure Statement	12	Click here	Weblink
		Balance Sheet	13	Click here	
	2017-18	Income and Expenditure Statement	15	Click here	Weblink
		Balance Sheet	16	Click here	

CHAITANYA BHARATHI INSTITUTE OF TECHNOLOGY, HYDERABAD-75
INCOME AND EXPENDITURE ON MAINTAINANCE OF ACADEMIC AND PHYSICAL FACILITES

Table 3: Extract of Income & Expenditure towards infrastructure augmentation

Year	Total expenditure excluding Salary	Expenditure on maintenance of academic facilities (excluding salary for human resources)	Expenditure on maintenance of physical facilities (excluding salary for human resources)
2021-22	1,573.36	698.97	713.34
2020-21	2,509.96	1,587.30	691.55
2019-20	1,802.92	493.77	1,046.01
2018-19	3,595.77	1,173.15	1,054.86
2017-18	2,466.85	296.17	893.27
Average	2,389.77	849.87	879.81
Total	11,948.86	4,249.37	4,399.04
	Expenditure %	36%	37%

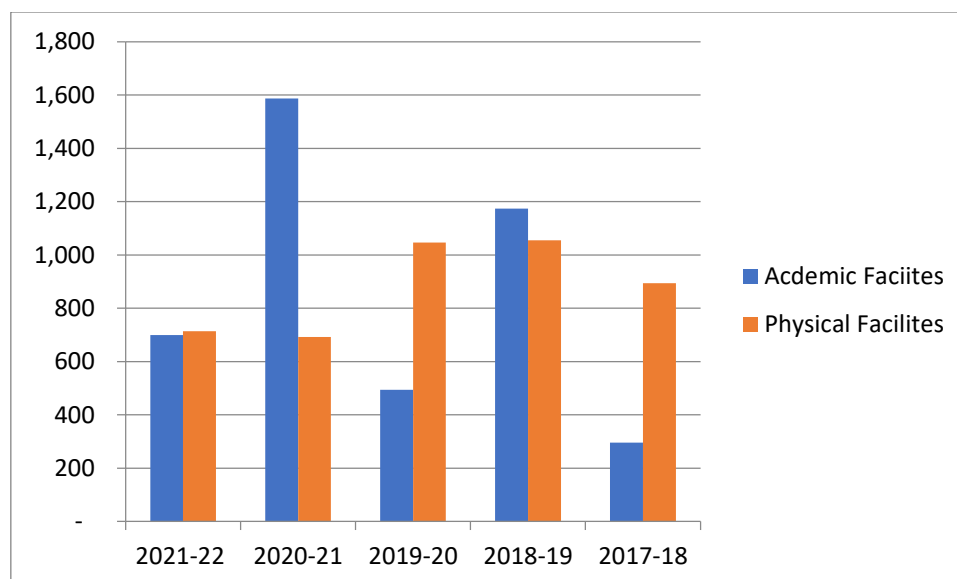


Figure 1: Expenditure on Maintenance of Academic and Physical Facilities (in Lakhs)

Audited Income and Expenditure Statement- Extract



P. MURALI & CO.,
 CHARTERED ACCOUNTANTS
 6-3-655/2/3, SOMAJIGUDA,
 HYDERABAD - 500 082. INDIA

Tel. : (91-40) 2332 6666, 2331 2554
 2339 3967, 2332 1470
 FAX : (91-40) 2339 2474
 E-mail : pmurali.co@gmail.com
 info@pmurali.com
 Website : www.pmurali.com

TO WHOM SO EVER IT MAY CONCERN

This is to certify that M/s. Chaitanya Bharathi Institute of Technology (Autonomous), situated at Gandipet, Chaitanya Bharathi Post, Hyderabad-500075, Telangana has had the following budget allocations for infrastructure augmentation (excluding the salary, including Building Infrastructure, Equipment, Computers, Buses etc.), during the last five years. This certificate has been issued based on the audited Balance Sheets and the Income & Expenditure Statements.

(Rs. In Lakhs)

Year	Budget allocated for infrastructure augmentation	Expenditure for infrastructure augmentation	Total expenditure excluding Salary	Expenditure on maintenance of academic facilities (excluding salary for human resources)	Expenditure on maintenance of physical facilities (excluding salary for human resources)
2021-22	861.55	161.05	1,573.36	698.97	713.34
2020-21	859.96	231.11	2,509.96	1,587.30	691.55
2019-20	849.68	263.13	1,802.92	493.77	1,046.01
2018-19	1,027.91	1,367.76	3,595.77	1,173.84	1,054.86
2017-18	955.28	1,277.41	2,466.85	296.17	893.27
Total	4,554.39	3,300.46	11,949.54	4,250.06	4,399.04

For P. Murali & Co.,
 Chartered Accountants
 Firm Regn. No: 007257S

P. Murali Mohana Rao

P. Murali Mohana Rao
 Partner
 M.No: 023412
 UDIN: 22023412BFASPZ7041



[Signature]
 Principal

Chaitanya Bharathi Institute of Technology
 Gandipet, Hyderabad.

Place: Hyderabad
 Date: 07.12.2022



INCOME AND EXPENDITURE STATEMENT FOR THE YEAR 2021-22

2021 - 22

CHAITANYA BHARATHI INSTITUTE OF TECHNOLOGY (A)
HYDERABAD - 500 075
INCOME AND EXPENDITURE STATEMENT FOR THE YEAR ENDED 31-03-2022

PARTICULARS	NOTES	For the Year 2021-22 Rs.	For the Year 2020-21 Rs.
INCOME			
Academic Fees	9	76,03,19,068	79,59,41,742
Interest Income		83,14,569	1,14,04,820
Other Income	10	9,29,18,671	5,26,14,169
TOTAL		86,15,52,308	85,99,60,731
EXPENDITURE			
Staff Costs	11	55,61,18,046	59,35,78,340
Transportation Charges	12	2,74,92,538	1,72,59,094
Administrative Expenses	13	5,37,86,696	14,76,80,907
Lab Recurring Expenses	14	60,48,085	57,96,705
Students Activities	15	69,66,972	43,36,381
Campus Maintenance		16,555	5,51,120
Repairs & Renovation		-	-
Depreciation & Amortisation	5	4,35,14,680	4,75,56,595
Building Maintenance		31,65,187	44,83,094
Finance Charges		2,41,104	2,21,541
Excess of Income over Expenditure Transferred to Capital Fund		16,42,02,445	3,84,96,955
TOTAL		86,15,52,308	85,99,60,731
Accounting Policies	18		

Add/ Less : Prior Period Adjustments
Less: Excess Fee reversed related to earlier years
prior to 31-03-2021 as per GO MS NO 21 for block
period 2016 to 2019 dated 14-07-2022
-22,23,64,479

Add: Excess 7th CPC Provisions
24,26,971

Excess of Expenditure over Income after previous
year adjustments
-5,81,62,034 4,09,23,926

For P. MURALI & CO.,
Chartered Accountants
Registration No: 007257S

P. MURALI MOHANA RAO
PARTNER

M.NO.023412
UDIN: 22023412AXSBYC2776
DATE: 29.09.2022

For CHAITANYA BHARATHI INSTITUTE OF TECHNOLOGY (A)

PRINCIPAL

PRESIDENT



BALANCE SHEET AND ASSETS 2021-22

CHAITANYA BHARATHI INSTITUTE OF TECHNOLOGY (A)
HYDERABAD - 500 075
BALANCE SHEET AS ON 31-03-2022

PARTICULARS	NOTES	As At 31-3-2022 Rs.	As At 31-3-2021 Rs.
SOURCES OF FUNDS			
Capital Fund	1	99,30,62,141	1,05,12,24,175
Current Liabilities:			
Outstanding Liabilities	2	7,54,038	6,83,736
Sundry Creditors	3	92,29,111	41,74,608
Other Liabilities	4	33,35,05,452	36,27,23,531
TOTAL		1,33,65,50,742	1,41,88,06,050
APPLICATION OF FUNDS			
Non-Current Assets:			
Fixed Assets	5	27,06,71,122	29,80,81,151
Capital work-in-progress		4,60,75,846	4,59,44,628
Current Assets:			
Bank Balances	6	33,14,66,384	19,28,73,064
Accrued Interest		13,78,430	14,71,783
Tuition Fees Receivable		59,41,04,284	78,92,91,074
Other Deposits	7	22,00,963	22,00,963
Advances	8	9,06,53,713	8,89,30,647
Inventory		-	12,740
TOTAL		1,33,65,50,742	1,41,88,06,050
Accounting Policies	18		

For P. MURALI & CO.,
Chartered Accountants
Registration No: 007257S

For CHAITANYA BHARATHI INSTITUTE OF TECHNOLOGY (A)

P. MURALI MOHANA RAO
PARTNER
M.NO.023412
UDIN: 22023412BCYX TJ 3019
DATE: 29.09.2022



PRINCIPAL

Member - CBIT

PRESIDENT

P. A. ...



INCOME AND EXPENDITURE STATEMENT FOR THE YEAR 2020-21

2020-

CHAITANYA BHARATHI INSTITUTE OF TECHNOLOGY (A)
HYDERABAD - 500 075
INCOME AND EXPENDITURE STATEMENT FOR THE YEAR ENDED 31-03-2021

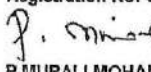
PARTICULARS	NOTES	For the Year 2020-21 Rs.	For the Year 2019-20 Rs.
INCOME			
Academic Fees	9	79,59,41,742	77,74,77,984
Interest Income		1,14,04,820	1,93,90,524
Other Income	10	5,26,14,169	5,28,12,484
TOTAL		85,99,60,731	84,96,80,993
EXPENDITURE			
Staff Costs	11	59,35,78,340	52,68,35,686
Transportation Charges	12	1,72,59,094	28,47,449
Administrative Expenses	13	14,76,80,907	5,62,30,247
Lab Recurring Expenses	14	57,96,705	89,38,165
Students Activities	15	43,36,381	70,92,689
Campus Maintenance		5,51,120	17,92,371
Repairs & Renovation			1,59,46,128
Depreciation & Amortisation	5	4,75,56,595	5,28,34,882
Building Maintenance		44,83,094	73,68,007
Finance Charges		2,21,541	9,28,699
Excess of Income over Expenditure Transferred to Capital Fund		3,84,96,955	16,88,66,669
TOTAL		85,99,60,731	84,96,80,993
Accounting Policies	16		

Add/ Less : Prior Period Adjustments

Less: Excess Fee reversed related to earlier years as per court order	-	(14,77,07,898)
Add: Excess Provision for 7th CPC in FY 2019-20	24,26,971	1,67,23,049
Excess of income over expenditure after previous year adjustments	4,09,23,926	3,78,81,820

For P. MURALI & CO.,
Chartered Accountants


Registration No: 0072575

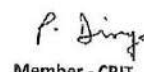

P. MURALI MOHAN RAO
PARTNER


M.NO.023412
UDIN: 22023412AAAACJ9231
DATE: 11.01.2022



For CHAITANYA BHARATHI INSTITUTE OF TECHNOLOGY (A)


PRINCIPAL


Member - CBIT


PRESIDENT



BALANCE SHEET AND ASSETS 2020-21

**CHAITANYA BHARATHI INSTITUTE OF TECHNOLOGY (A)
HYDERABAD - 500 075
BALANCE SHEET AS ON 31-03-2021**

PARTICULARS	NOTES	As At	As At
		31-3-2021	31-3-2020
		Rs.	Rs.
SOURCES OF FUNDS			
Capital Fund	1	1,05,12,24,175	1,01,03,00,249
Current Liabilities:			
Outstanding Liabilities	2	6,83,736	3,22,72,623
Sundry Creditors	3	41,74,608	50,94,838
Other Liabilities	4	36,27,23,531	32,20,31,830
TOTAL		1,41,88,06,050	1,36,96,99,540
APPLICATION OF FUNDS			
Non-Current Assets:			
Fixed Assets	5	29,80,81,151	32,25,26,765
Capital work-in-progress		4,59,44,628	4,21,00,184
Current Assets:			
Bank Balances	6	19,28,73,064	28,39,24,876
Accrued Interest		14,71,783	29,50,579
Tuition Fees Receivable		78,92,91,074	63,26,42,002
Other Deposits	7	22,00,963	19,69,283
Advances	8	8,89,30,647	8,35,50,241
Inventory		12,740	35,510
TOTAL		1,41,88,06,050	1,36,96,99,540
Accounting Policies	16		

For P. MURALI & CO.,
Chartered Accountants
Registration No: 0072576

P. MURALI MOHANA RAO
PARTNER
M.NO.023412
UDIN: 22023412AAAACJ9231
DATE: 11.01.2022



For CHAITANYA BHARATHI INSTITUTE OF TECHNOLOGY (A)

[Signature]
PRINCIPAL

[Signature]
Member - CBIT

[Signature]
PRESIDENT



CHAITANYA BHARATHI INSTITUTE OF TECHNOLOGY (A)
NOTES OF FIXED ASSETS AS ON 31-03-2021

5. FIXED ASSETS

Particulars	WDV as on 01-04-2020	Additions		Deletions	Total as on 31-03-2021	Depreciation			WDV as on 31-03-2021	
		01-04-2020 to 30-09-2020	01-10-2020 to 31-03-2021			Rate of dep (%)	More than 180 days	Less than 180 days		Total
Buildings	15,62,53,646	-	31,170	-	15,62,84,816	10%	1,56,25,365	1,559	1,56,26,924	14,06,57,892
Furniture	3,85,42,057	1,46,320	4,06,963	-	3,90,95,340	10%	38,68,838	20,348	38,89,186	3,52,06,154
Library	5,98,847	6,37,661	-	-	12,36,508	40%	4,94,603	-	4,94,603	7,41,905
Lab Equipment	8,48,82,599	1,01,113	75,74,324	-	9,25,58,036	15%	1,27,47,557	5,68,074	1,33,15,631	7,92,42,405
Computers	1,96,70,154	1,81,060	1,45,59,044	-	3,44,10,258	40%	79,40,485	29,11,809	1,08,52,295	2,35,57,963
Vehicles	43,77,720	-	-	6,43,686	37,34,034	15%	5,60,105	-	5,60,105	31,73,929
Transport vehicles	66,46,476	-	-	-	66,46,476	15%	9,96,971	-	9,96,971	56,49,505
Electrical Installations	49,50,159	-	-	-	49,50,159	10%	4,95,016	-	4,95,016	44,55,143
Telephone Installations	2,44,455	-	-	-	2,44,455	10%	24,446	-	24,446	2,20,009
Guest House Furniture & Fixtures	1,13,394	-	93,212	-	2,07,206	10%	11,399	4,661	16,060	1,91,146
Guest House Equipment	17,472	-	-	-	17,472	10%	1,747	-	1,747	15,725
Soair System	10,32,148	-	-	-	10,32,148	10%	1,03,215	-	1,03,215	9,28,933
Generator	16,48,650	-	-	-	16,48,650	15%	2,47,298	-	2,47,298	14,01,352
Fire Safety Equipment	19,64,068	-	-	-	19,64,068	15%	2,94,610	-	2,94,610	16,69,458
Patent	-	-	23,800	-	23,800	40%	-	4,760	4,760	19,040
Software	15,84,320	-	-	-	15,84,320	40%	6,33,728	-	6,33,728	9,50,592
TOTAL :	32,25,26,765	10,65,154	2,26,88,513	6,43,686	34,56,37,746		4,40,45,384	35,11,211	4,75,56,595	29,80,81,151

For P. MURALI & CO,
Chartered Accountants
Registration No: 0072575

P. MURALI MOHANA RAO
PARTNER
A.NO.023412
JDIN: 22023412AAAACJ9231
DATE: 11.01.2022



For CHAITANYA BHARATHI INSTITUTE OF TECHNOLOGY (A)

[Signature]
PRINCIPAL

[Signature]
Member - CBIT
PRESIDENT

INCOME AND EXPENDITURE STATEMENT FOR THE YEAR 2019-20

2019-20

CHAITANYA BHARATHI INSTITUTE OF TECHNOLOGY (A)
HYDERABAD - 500 075
INCOME AND EXPENDITURE STATEMENT FOR THE YEAR ENDED 31-03-2020

PARTICULARS	NOTES	For the Year	For the Year
		2019-20	2018-19
		Rs.	Rs.
INCOME			
Academic Fees	9	77,74,77,984	94,03,41,393
Interest Income		1,93,90,524	1,58,35,711
Other Income	10	5,28,12,484	7,17,33,780
TOTAL		84,96,80,993	1,02,79,10,884
EXPENDITURE			
Staff Costs	11	52,68,35,686	57,39,30,519
Transportation Charges	12	28,47,449	27,80,644
Administrative Expenses	13	5,62,30,247	12,30,21,683
Lab Recurring Expenses	14	89,38,165	77,35,995
Students Activities	15	70,92,689	82,30,131
Campus Maintenance		17,92,371	18,91,966
Repairs & Renovation		1,59,46,128	1,84,45,648
Depreciation & Amortisation	5	5,28,34,882	5,52,18,520
Building Maintenance		73,68,007	49,09,693
Finance Charges		9,28,699	6,33,855
Excess of Income over Expenditure Transferred to Capital Fund		16,88,66,669	23,11,12,230
TOTAL		84,96,80,993	1,02,79,10,884
Accounting Policies	18		

Add/ Less : Prior Period Adjustments

Add: Excess provisions made during FY 2017-18 & 2018-19 towards 7th CPC arrears (Note No.17)	1,67,23,049
Less: Excess Fee Reversed related to earlier years as per court order (Note No.16)	(14,77,07,898)
Excess of income over expenditure after previous year adjustments	3,78,81,820

For P. MURALI & CO.,
Chartered Accountants
Registration No: 007257S

P. Murali Mohana Rao

P.MURALI MOHANA RAO
PARTNER
M.NO.023412
UDIN: 21023412AAAAAX9346
DATE: 29-05-2021



For CHAITANYA BHARATHI INSTITUTE OF TECHNOLOGY (A)

G.R.S.K.
PRINCIPAL

P. Durga
Member - CBIT

[Signature]
PRESIDENT

[Handwritten mark]



BALANCE SHEET AND ASSETS 2019-20

CHAITANYA BHARATHI INSTITUTE OF TECHNOLOGY (A)
HYDERABAD - 500 075
BALANCE SHEET AS ON 31-03-2020

PARTICULARS	NOTES	As At	As At
		31-3-2020	31-3-2019
		Rs.	Rs.
SOURCES OF FUNDS			
Capital Fund	1	1,01,03,00,249	97,24,18,429
Current Liabilities:			
Outstanding Liabilities	2	3,22,72,623	19,52,22,843
Sundry Creditors	3	50,94,838	1,44,76,094
Other Liabilities	4	32,20,31,830	24,17,65,990
TOTAL		1,36,96,99,540	1,42,38,83,356
APPLICATION OF FUNDS			
Non-Current Assets:			
Fixed Assets	5	32,25,26,765	34,90,48,366
Capital work-in-progress		4,21,00,184	2,83,91,539
Current Assets:			
Bank Balances	6	28,39,24,876	31,51,57,313
Accrued Interest		29,50,679	85,47,066
Tuition Fees Receivable		63,26,42,002	65,69,56,510
Other Deposits	7	19,69,283	19,69,283
Advances	8	8,35,50,241	6,37,03,278
Inventory		35,510	1,10,000
TOTAL		1,36,96,99,540	1,42,38,83,356
Accounting Policies	18		

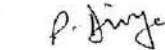
For P. MURALI & CO.,
Chartered Accountants
Registration No: 007257S


P.MURALI MOHANA RAO
PARTNER
M.NO.023412
UDIN: 21023412AAAAAKX9346
DATE: 29-05-2021



For CHAITANYA BHARATHI INSTITUTE OF TECHNOLOGY (A)


G.P.S.I.
PRINCIPAL


P. Birje
Member - CBIT


PRESIDENT



CHAITANYA BHARATHI INSTITUTE OF TECHNOLOGY (A)
NOTES OF FIXED ASSETS AS ON 31-03-2020

5. FIXED ASSETS

Particulars	WDV as on 01-04-2019	Additions		Deletions	Total as on 31-03-2020	Depreciation			WDV as on 31-03-2020	
		01-04-2019 to 30-09-2019	01-10-2019 to 31-03-2020			Rate of dep (%)	More than 180 days	Less than 180 days		Total
Buildings	17,19,54,916	1,55,517	14,25,583	-	17,35,35,966	10%	1,72,11,043	71,277	1,72,82,320	15,62,53,646
Furniture	3,80,82,375	16,07,496	29,69,656	-	4,26,59,527	10%	39,68,987	1,48,483	41,17,470	3,85,42,057
Library	12,08,104	(2,10,025)	-	-	9,98,079	40%	3,99,232	-	3,99,232	5,98,847
Lab Equipment	7,99,47,698	67,81,270	1,20,68,082	-	9,87,97,050	15%	1,30,09,345	9,05,106	1,39,14,451	8,48,82,599
Computers	3,23,27,371	1,01,114	2,66,329	-	3,26,94,814	40%	1,29,71,394	53,266	1,30,24,660	1,96,70,154
Vehicles	51,50,259	-	-	-	51,50,259	15%	7,72,539	-	7,72,539	43,77,720
Transport vehicles	78,19,384	-	-	-	78,19,384	15%	11,72,908	-	11,72,908	66,46,476
Electrical Installations	53,98,628	1,01,549	-	-	55,00,177	10%	5,50,018	-	5,50,018	49,50,159
Telephone Installations	2,71,617	-	-	-	2,71,617	10%	27,162	-	27,162	2,44,455
Guest House Furniture & Fixtures	1,26,660	-	-	-	1,26,660	10%	12,666	-	12,666	1,13,994
Guest House Equipment	19,413	-	-	-	19,413	10%	1,941	-	1,941	17,472
Soair System	11,46,831	-	-	-	11,46,831	10%	1,14,683	-	1,14,683	10,32,148
Generator	19,39,588	-	-	-	19,39,588	15%	2,90,938	-	2,90,938	16,48,650
Fire Safety Equipment	23,10,668	-	-	-	23,10,668	15%	3,46,600	-	3,46,600	19,64,068
Software	13,44,854	3,00,000	7,46,760	-	23,91,614	40%	6,57,942	1,49,352	8,07,294	15,84,320
TOTAL :	34,90,48,366	88,36,921	1,74,76,360	-	37,53,61,647		5,15,07,938	13,27,484	5,28,34,882	32,25,26,765

For P. MURALI & CO,
Chartered Accountants
Registration No: 007257S

P. MURALI MOHANA RAO
PARTNER
M.NO.023412
UDIN: 21023412AAAAAKX9346
DATE: 28-05-2021



For CHAITANYA BHARATHI INSTITUTE OF TECHNOLOGY (A)

G. Reddy
PRINCIPAL

P. Jijy
Member - CBIT

P. Jijy
PRESIDENT

INCOME AND EXPENDITURE STATEMENT FOR THE YEAR 2018-19

2018-19

CHAITANYA BHARATHI INSTITUTE OF TECHNOLOGY (A)
HYDERABAD - 500 075
INCOME AND EXPENDITURE STATEMENT FOR THE YEAR ENDED 31-03-2019

PARTICULARS	NOTES	For the Year 2018-19 Rs.	For the Year 2017-18 Rs.
INCOME			
Academic Fees	9	94,03,41,393	88,81,98,761
Interest Income		1,58,35,711	84,17,602
Other Income	10	7,17,33,780	5,86,65,453
TOTAL		1,02,79,10,884	95,52,81,816
EXPENDITURE			
Staff Costs	11	57,39,30,519	53,08,39,370
Transportation Charges	12	27,80,644	14,38,220
Administrative Expenses	13	12,30,21,683	2,98,11,656
Lab Recurring Expenses	14	77,35,995	83,56,566
Students Activities	15	82,30,131	67,61,504
Campus Maintenance		18,91,966	23,76,896
Repairs & Renovation		1,84,45,648	2,05,85,254
Depreciation & Amortisation	5	5,52,18,520	3,92,11,271
Building Maintenance		49,09,693	1,03,04,390
Finance Charges		6,33,855	97,809
Excess of Income over Expenditure Transferred to Capital Fund		23,11,12,230	30,54,98,880
TOTAL		1,02,79,10,884	95,52,81,816
Accounting Policies	16		

for P. MURALI & CO.,
Chartered Accountants

for CHAITANYA BHARATHI INSTITUTE OF TECHNOLOGY (A)

Partner

Admin. Officer

Principal

Member BOM

President

Page 2 of 13

BALANCE SHEET AND ASSETS 2018-19

CHAITANYA BHARATHI INSTITUTE OF TECHNOLOGY (A)
HYDERABAD - 500 075
BALANCE SHEET AS ON 31-03-2019

PARTICULARS	NOTES	As At	As At
		31-03-2019	31-03-2018
		Rs.	Rs.
SOURCES OF FUNDS			
Capital Fund	1	97,24,18,429	74,13,06,199
Current Liabilities:			
Outstanding Liabilities	2	19,52,22,843	12,00,49,711
Sundry Creditors	3	1,44,76,094	73,19,480
Other Liabilities	4	24,17,65,990	23,54,99,524
TOTAL		1,42,38,83,356	1,10,41,74,914
APPLICATION OF FUNDS			
Non-Current Assets:			
Fixed Assets	5	34,90,48,366	26,74,90,854
Capital work-in-progress		2,83,91,539	5,69,10,345
Current Assets:			
Bank Balances	6	31,51,57,313	26,82,82,487
Accrued Interest		85,47,066	15,34,994
Tuition Fees Receivable		65,69,56,510	47,72,17,389
Other Deposits	7	19,69,283	17,88,298
Advances	8	6,37,03,278	3,08,37,555
Inventory		1,10,000	1,12,992
TOTAL		1,42,38,83,356	1,10,41,74,914
Accounting Policies	16		

for P. MURALI & CO.,
Chartered Accountants

P. Murali
Partner



for CHAITANYA BHARATHI INSTITUTE OF TECHNOLOGY (A)

[Signature]
Admin. Officer

[Signature]
Member BOM

[Signature]

[Signature]
Principal
[Signature]
President



CHAITANYA BHARATHI INSTITUTE OF TECHNOLOGY (A)
NOTES OF FIXED ASSETS AS ON 31.03.19

5. FIXED ASSETS

Particulars	WDV as on 01-04-2018	Additions		Deletions	Total as on 31-03-19	Depreciation				WDV as on 31 03-2019
		01-04-2018 to 30 09-2018	01-10-2018 to 31-03-2019			Rate of dep (%)	More than 180 days	Less than 180 days	Total	
Buildings	12,93,18,871	33,00,775	5,53,65,511	-	18,79,85,157	10%	1,32,61,965	27,68,276	1,60,30,241	17,19,54,916
Furniture	3,20,11,710	75,71,918	25,86,432	-	4,21,70,060	10%	39,58,363	1,29,322	40,87,685	3,80,82,375
Library	15,53,442	2,79,075	1,35,742	-	19,68,259	40%	7,33,007	27,148	7,60,155	12,08,104
Lab Equipment	5,98,55,884	1,09,32,128	2,13,81,501	-	9,21,69,513	15%	1,06,18,202	16,03,613	1,22,21,815	7,99,47,698
Computers	1,61,41,925	2,20,07,763	1,17,96,947	-	4,99,46,635	40%	1,52,59,875	23,59,389	1,76,19,264	3,23,27,371
Vehicles	50,95,977	-	8,85,058	-	59,81,035	15%	7,64,397	66,379	8,30,776	51,50,259
Transport vehicles	91,99,275	-	-	-	91,99,275	15%	13,79,891	-	13,79,891	78,19,384
Electrical Installations	58,48,452	15,440	1,27,500	-	59,91,392	10%	5,86,389	6,375	5,92,764	53,98,628
Telephone Installations	3,01,797	-	-	-	3,01,797	10%	30,180	-	30,180	2,71,617
Guest House Furniture & Fixtures	1,40,733	-	-	-	1,40,733	10%	14,073	-	14,073	1,26,660
Guest House Equipment	21,570	-	-	-	21,570	10%	2,157	-	2,157	19,413
Soair System	12,74,257	-	-	-	12,74,257	10%	1,27,426	-	1,27,426	11,46,831
Generator	22,81,868	-	-	-	22,81,868	15%	3,42,280	-	3,42,280	19,39,588
Fire Safety Equipment	27,18,433	-	-	-	27,18,433	15%	4,07,765	-	4,07,765	23,10,668
Software	17,26,660	16,680	3,73,562	-	21,16,902	40%	6,97,336	74,712	7,72,048	13,44,854
TOTAL :	26,74,90,854	4,41,23,779	9,26,52,253	-	40,42,66,886		4,81,83,306	70,35,214	5,52,18,520	34,90,48,366

for P. MURALI & CO.,
Chartered Accountants

P. Murali
Partner



(Handwritten signature)

for CHAITANYA BHARATHI INSTITUTE OF TECHNOLOGY (A)

(Handwritten signature)
Admin. Officer

(Handwritten signature)
Principal

(Handwritten signature)
Member BCM

(Handwritten signature)
President



INCOME AND EXPENDITURE STATEMENT FOR THE YEAR 2017-18

2017-18

CHAITANYA BHARATHI INSTITUTE OF TECHNOLOGY, HYDERABAD - 500 075
INCOME AND EXPENDITURE STATEMENT FOR THE YEAR ENDED 31-03-2018

PARTICULARS	Notes	For the Year Ended 31-03-2018 Rs.	For the Year Ended 31-03-2017 Rs.
INCOME			
Academic Fees	10	88,81,98,761	61,86,20,260
Interest Income		84,17,602	36,41,240
Other Income	11	5,86,65,453	5,02,85,620
TOTAL		95,52,81,816	67,25,47,120
EXPENDITURE			
Staff Costs	12	53,08,39,370	40,29,98,044
Transportation Charges	13	14,36,220	6,74,608
Administrative Expenses	14	2,98,11,656	1,91,27,179
Lab Recurring Expenses	15	83,56,566	84,22,297
Students Activities	16	67,61,504	32,12,150
Campus Maintenance		23,76,896	9,41,546
Repairs & Renovation		2,05,85,254	73,73,547
Depreciation & Amortisation	6	3,92,11,271	2,70,55,068
Building Maintenance		1,03,04,390	41,69,050
Finance Charges		97,809	32,10,111
Excess of Income over Expenditure Transferred to Capital Fund		30,54,98,880	19,53,63,520
TOTAL		95,52,81,816	67,25,47,120
Accounting Policies	17		

for P. MURALI & CO.,
Chartered Accountants

P. Murali
Partner
Registration No.0072575


for CHAITANYA BHARATHI INSTITUTE OF TECHNOLOGY

[Signature]
Admin. Officer

[Signature]
Principal

[Signature]
Member BOM

[Signature]
President



Page 2 of 13

BALANCE SHEET AND ASSETS 2017-18

CHAITANYA BHARATHI INSTITUTE OF TECHNOLOGY, HYDERABAD - 500 075
BALANCE SHEET AS AT 31-03-2018

PARTICULARS	Notes	As at 31-03-2018 Rs.	As at 31-03-2017 Rs.
SOURCES OF FUNDS			
Capital Fund	1	74,13,06,199	43,58,07,319
Secured Loans:			
Term Loan from Andhra Bank			20,94,200
Current Liabilities:			
Outstanding Liabilities	2	12,00,49,711	2,94,41,076
Sundry Creditors	3	73,19,480	7,61,428
Outstanding Liabilities for capital expenditure	4		5,54,213
Other Liabilities	5	23,54,99,524	23,31,71,566
TOTAL		1,10,41,74,914	70,18,29,802
APPLICATION OF FUNDS			
Non-Current Assets:			
Fixed Assets			
Capital work-in-progress	6	26,74,90,854	17,89,61,183
Current Assets:		5,69,10,345	9,16,25,217
Bank Balances			
Fixed Deposits with Banks	7	8,75,00,993	5,63,92,354
Accrued Interest		18,07,81,494	6,49,60,664
Tuition Fees Receivable		15,34,994	5,06,024
Other Deposits		47,72,17,389	26,40,57,286
Advances	8	17,88,298	17,88,298
Inventory	9	3,08,37,555	4,35,32,526
		1,12,992	6,250
TOTAL		1,10,41,74,914	70,18,29,802
Accounting Policies	17		

for P. MURALI & CO.
Chartered Accountants

for CHAITANYA BHARATHI INSTITUTE OF TECHNOLOGY

P. Murali
Partner
Registration No. 0072575

Admin-Officer

Principal

Member BOM

President

P. MURALI MOHANA RAO
Chartered Accountant
Membership No: 023412

CBIT
CHAITANYA BHARATHI
INSTITUTE OF TECHNOLOGY

Page 1 of 13

CHAITANYA BHARATHI INSTITUTE OF TECHNOLOGY
SCHEDULE OF FIXED ASSETS AS ON 31.03.18

6. FIXED ASSETS

Particulars	WDV as on 01-04-2017	Additions		Deletions	Total as on 31-03-18	Depreciation			WDV as on 31-03-2018	
		01-04-2017 to 30-09-2017	01-10-2017 to 31-03-2018			Rate of dep (%)	More than 180 days	Less than 180 days		Total
Buildings	7,65,32,733	23,76,875	6,13,68,657	-	14,02,78,265	10%	78,90,951	30,68,433	1,09,59,394	12,93,18,871
Furniture	2,59,87,334	49,74,033	43,64,716	-	3,53,26,083	10%	30,96,137	2,18,236	33,14,373	3,20,11,710
Library	10,18,132	6,01,154	7,27,338	-	23,46,624	40%	6,47,714	1,45,468	7,93,182	15,53,442
Lab Equipment	4,84,48,254	46,97,674	1,58,72,265	-	6,90,18,193	35%	79,71,889	11,90,420	91,62,309	5,98,55,884
Computers	31,97,956	2,30,18,219	5,15,275	-	2,67,31,450	40%	1,04,86,470	1,03,055	1,05,89,525	1,61,41,925
Vehicles	19,01,652	-	42,24,598	4,28,180	56,98,070	35%	2,85,248	3,16,845	6,02,093	50,95,977
Transport vehicles	1,08,22,677	-	-	-	1,08,22,677	15%	16,23,402	-	16,23,402	91,99,275
Electrical Installations	31,75,267	10,63,632	21,40,466	-	63,79,365	10%	4,23,890	1,07,023	5,30,913	58,48,452
Telephone Installations	3,03,750	34,580	-	-	3,38,330	10%	33,533	-	33,533	3,04,797
Guest House Furniture & Fixtures	1,56,370	-	-	-	1,56,370	10%	15,637	-	15,637	1,40,733
Guest House Equipment	23,967	-	-	-	23,967	10%	2,397	-	2,397	21,570
Soar System	14,15,841	-	-	-	14,15,841	10%	1,41,584	-	1,41,584	12,74,257
Generator	26,04,551	-	-	-	26,04,551	15%	4,02,683	-	4,02,683	22,01,868
Fire Safety Equipment	31,98,156	-	-	-	31,98,156	15%	4,79,723	-	4,79,723	27,18,433
Software	97,543	4,17,880	17,71,750	-	22,87,183	40%	2,06,173	3,54,350	5,60,523	17,26,660
TOTAL:	17,89,61,183	3,71,84,057	9,09,85,065	4,28,180	30,67,02,125		3,37,07,441	55,03,890	3,92,11,271	26,74,90,854

for P. MURALI & CO.,
Chartered Accountants

P. Murali
Partner
PES No. 0072575



P. MURALI MOHANA RAO
Chartered Accountant
Membership No. 023412



for CHAITANYA BHARATHI INSTITUTE OF TECHNOLOGY

[Signature]
Member BCM

[Signature]
Principal

[Signature]
President