

CHAITANYA BHARATHI INSTITUTE OF TECHNOLOGY (AUT)
STUDENTS TRANSPORT CENTRE
CIRCULAR

CBIT/ST/04/2020-21

16-11-2021

The first year students of UG and PG admitted during the academic year 2021-22, can pay the Transport Fee **either through on line mode or through Demand Draft.**

The DD should be drawn in favour of "**CBIT Students Transport Account**", payable at **Hyderabad** and can be handed over to the staff at Transport centre.



The on line payment can be done with admission number of the student, and the details are separately displayed in the website.

BUS FEE is Rs. 36,200/- (non refundable and non adjustable)

The cash payment can also be made at ICICI bank, CBIT campus after obtaining the necessary challan from the college.

NOTE:

1. After making on line payment, the details of NEFT/RTGS must be submitted to the Students Transport Centre, in the form of hard copy.
2. The **DD** can be handed over at the 'Students Transport Centre' located in Ground floor of K-Block, opposite to Canteen building.
3. Two passport size photographs must also be submitted at Students Transport Centre, enabling us to issue Transport ID card.


Principal


CBIT Transport Fee payment step by step process

Students can make fee payment in the following 2 modes.

1. Through Online mode: RTGS/ NEFT (IMPS will not WORK) using their internet banking
2. Through offline mode: Payment through the Bank by visiting branch in which student/ parent has an account by filling up the NEFT/ RTGS Challan Form (Manual)

1. Through Online mode:

Payment of fees using Internet banking (ICICI Bank or other Bank) - NEFT or RTGS only (IMPS will not WORK): -

Login into your Internet banking: -

Go to the Make payment mode (some Banks require you to register Beneficiary details for the first time) –

To add beneficiary:

- Select Manage Payee
- Add other Bank Payee (Note: Don't select - ICICI Bank payee even if you are a ICICI bank user)
- Mention the Bank Name as ICICI Bank Ltd.,
- Fill Account Name **CBIT STUDENT TRANSPORTATION ACCOUNT**
- Fill Nick Name: Anything you wish.
- Payee Account Number (**Alpha code (CBIT)** followed by **admission/ Hall Ticket Number** without space and without hyphens) **for example:**
 - ◆ **For 1st Year Students** if your Admission Number is **21-1234**, your payee account number will – **CBIT211234**
 - ◆ **For other than 1st Year Students** if your hall ticket is **1601-17-733-001** your payee account number will – **CBIT160117733001**
- Confirm Payee Account Number
- IFSC code is ICIC0000104 (**NOTE: The account name that will appear will be of ICICI Bank Mumbai as it is a Centralized Payment Solution**)
- Click on Next page
- Confirm Payee details and you will receive an URN number to your Registered Mobile and submit, Payee will be added successfully
- Once the payee has been added one has to wait for around 30 minutes before imitating the transaction NEFT or RTGS

2. Through offline mode:

- Walk in to your Bank where you hold an account
- Request for a NEFT / RTGS Form
- Mention the Bank Name as **ICICI Bank Ltd**
- Mention the Beneficiary Account Name as :
 - ◆ **For 1st Year Students** Mention your Admission no. **For Ex** If Students Admission number is **21-1234** than the Account No. will be **CBIT211234**
 - ◆ **For other than 1st Year Students** Mention your Hall ticket no. **For Ex** If Students hall ticket number is **1601-17-733-001** will mention the Account No. as **CBIT160117733001**


- IFSC code is ICIC0000104 (**NOTE: The account name that will appear will be of ICICI Bank Mumbai as it is a Centralized fee collection account**)
- Fill the amount to be paid / transferred
- Hand over the signed forms to the Bank to make the payment

Bank Account Details to be used for both online & offline modes of payment:

Beneficiary Account Name	Beneficiary Account Number	IFSC Code- 11 digits
CBIT STUDENT TRANSPORTATION ACCOUNT	CBIT followed by Admission / Hall Ticket NUMBER (Without space and without hyphens)	ICIC0000104 (Mumbai)

Note: The Students have to mention their own hall ticket / admission number as the case may be the above mentioned numbers are just examples don't use that.

for 
25/11
Accounts Department


Principal
25/11/2021